

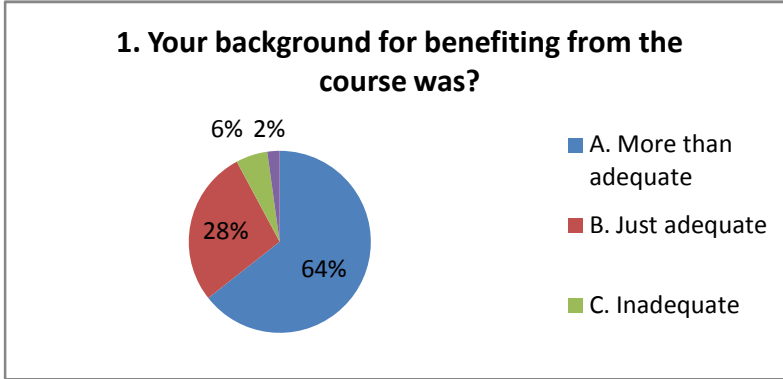
Sariya College, Suriya

Internal Quality Assurance Cell (IQAC)

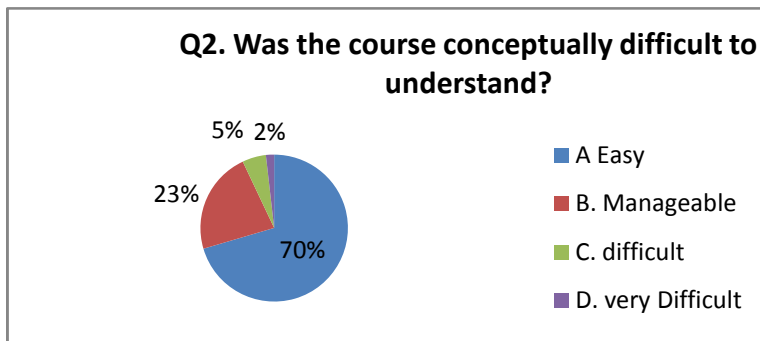
Student's Feedback Report

2019-20

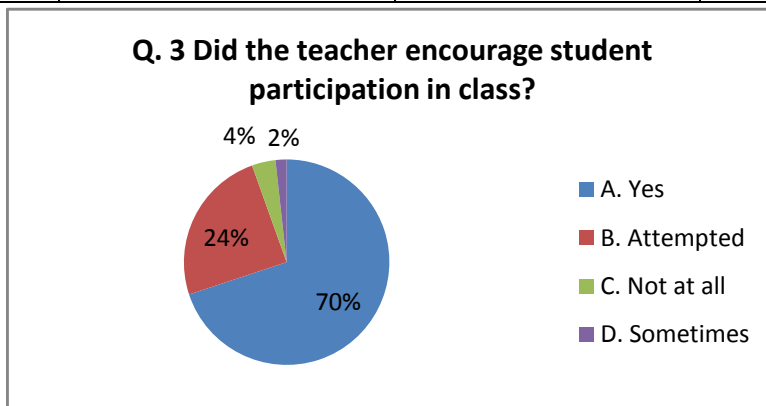
1. Your background for benefiting from the course was?				
A. More than adequate	B. Just adequate	C. Inadequate	D. Cannot Say	
No. of Students:-> 1599	690	139	55	
64%	28%	6%	2%	



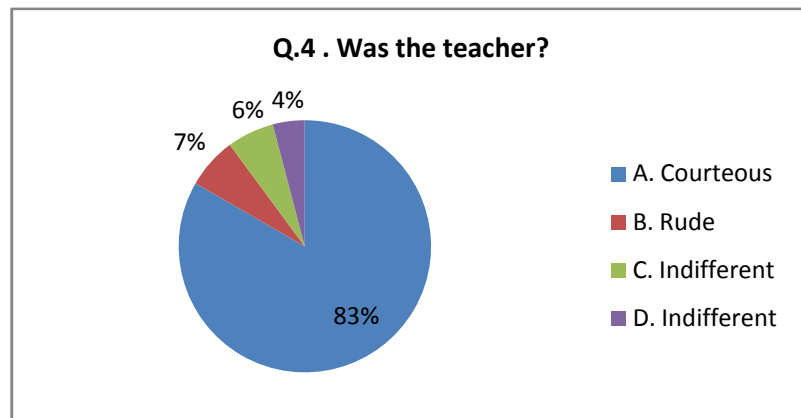
Q2. Was the course conceptually difficult to understand?			
A. Easy	B. Manageable	C. difficult	D. very Difficult
No. of Students:-> 1749	559	130	45
70%	23%	5%	2%



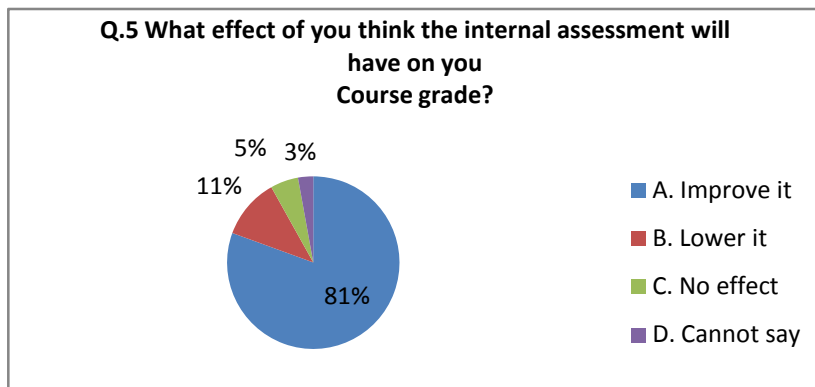
Q. 3 Did the teacher encourage student participation in class?			
A. Yes	B. Attempted	C. Not at all	D. Sometimes
No. of Students:-> 1736	611	93	43
70%	24%	4%	2%



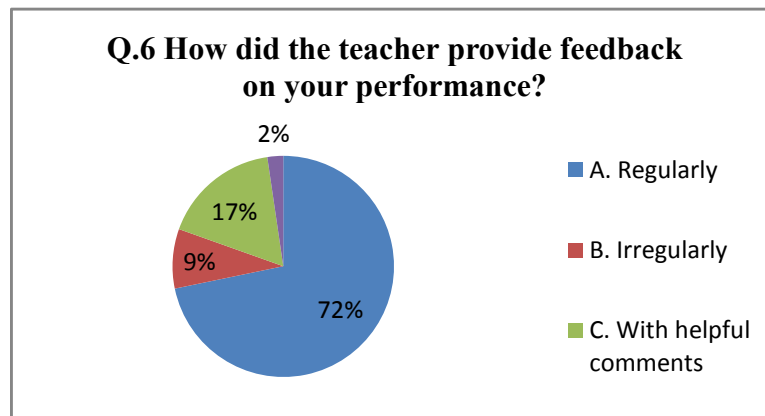
Q.4 Was the teacher?			
A. Courteous	B. Rude	C. Indifferent	D. Indifferent
No. of Students:-> 2069	162	150	102
83%	7%	6%	4%



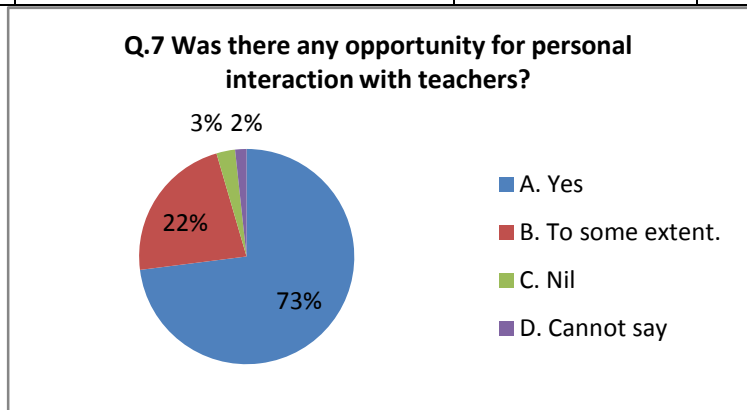
Q.5 What effect of you think the internal assessment will have on you Course grade?			
A. Improve it	B. Lower it	C. No effect	D. Cannot say
No. of Students:-> 2001	282	130	70
81%	11%	5%	3%



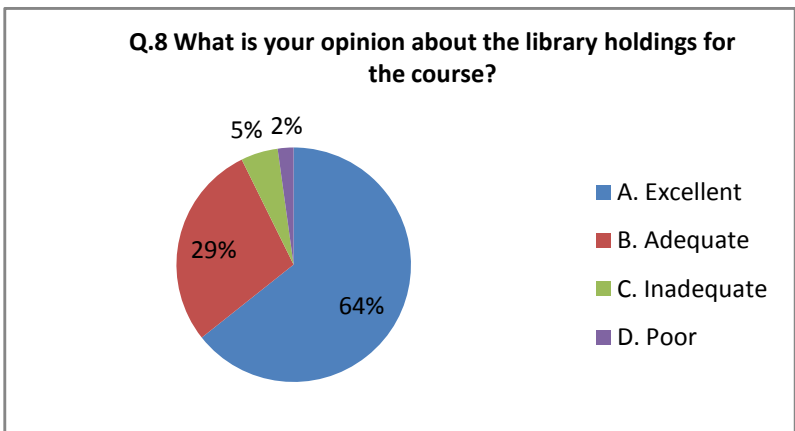
Q.6 How did the teacher provide feedback on your performance?			
A. Regularly	B. Irregularly	C. With helpful comments	D. Without comments
No. of Students:-> 1782	216	428	57
72%	9%	17%	2%



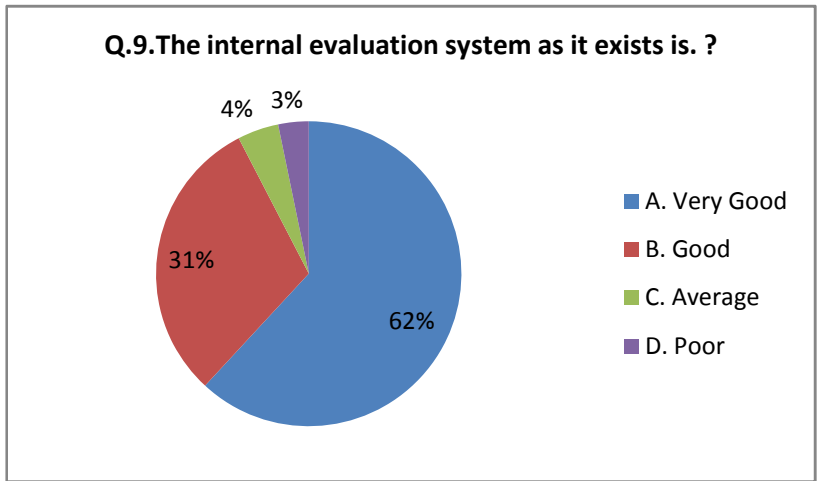
Q.7 Was there any opportunity for personal interaction with teachers?			
A. Yes	B. To some extent.	C. Nil	D. Cannot say
No. of Students:-> 1813	557	70	43
73%	22%	3%	2%



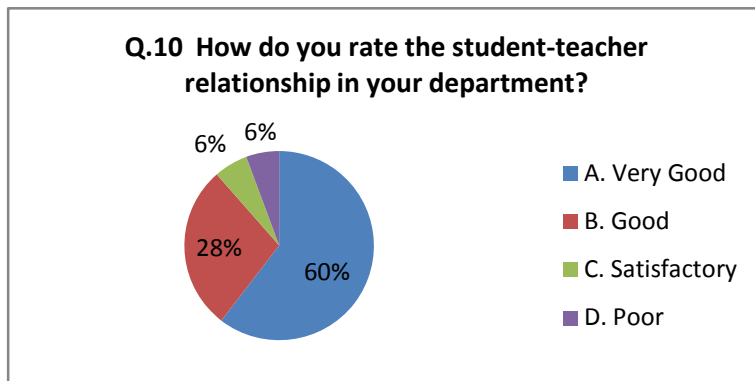
Q.8 What is your opinion about the library holdings for the course?			
A. Excellent	B. Adequate	C. Inadequate	D. Poor
No. of Students:-> 1597	705	126	55
64%	29%	5%	2%



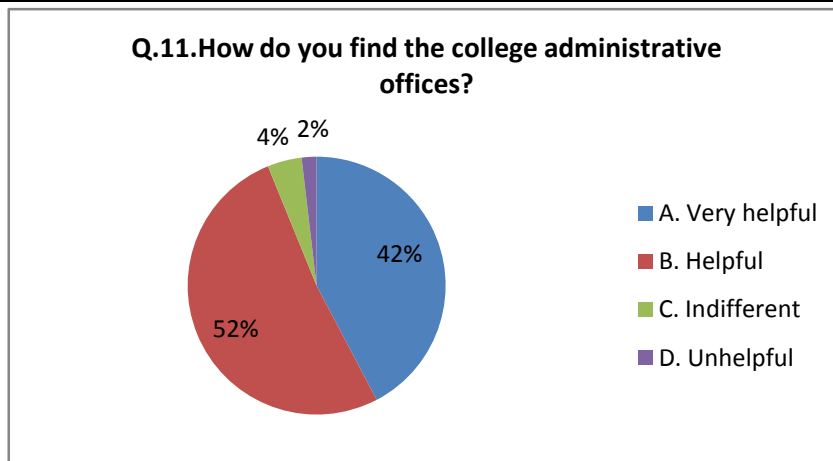
Q.9.The internal evaluation system as it exists is. ?			
A. Very Good	B. Good	C. Average	D. Poor
No. of Students:-> 1537	757	109	80
62%	31%	4%	3%



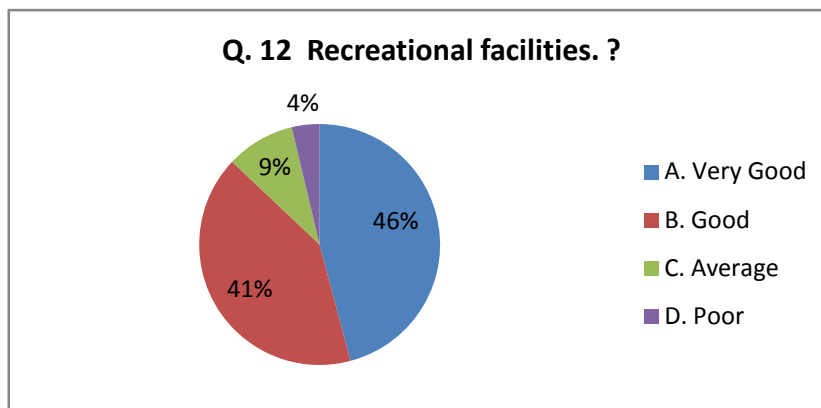
Q.10 How do you rate the student-teacher relationship in your department?			
A. Very Good	B. Good	C. Satisfactory	D. Poor
No. of Students:-> 1501	698	144	140
60%	28%	6%	6%



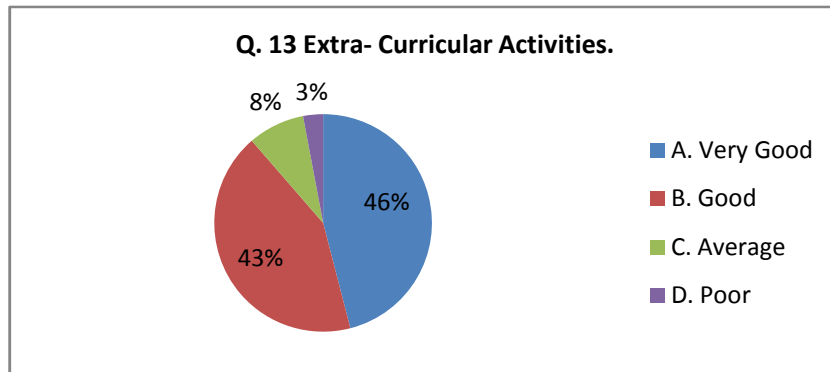
Q.11.How do you find the college administrative offices?			
A. Very helpful	B. Helpful	C. Indifferent	D. Unhelpful
No. of Students:-> 1050	1280	107	46
42%	52%	4%	2%



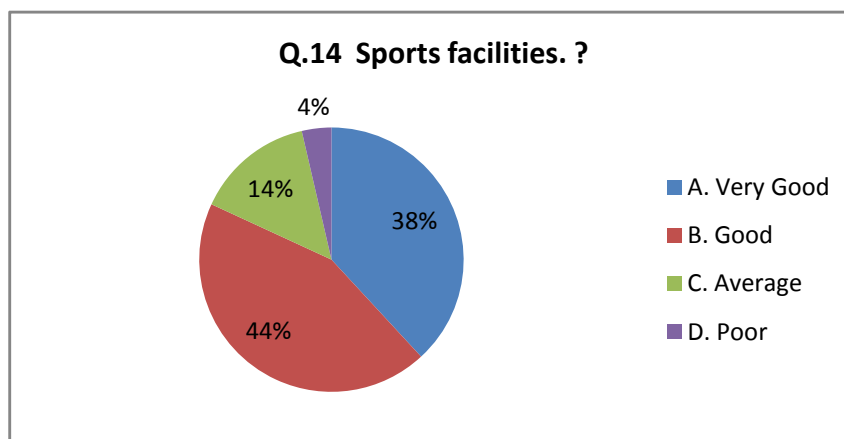
Q. 12 Recreational facilities. ?			
A. Very Good	B. Good	C. Average	D. Poor
No. of Students:-> 1139	1022	229	93
46%	41%	9%	4%



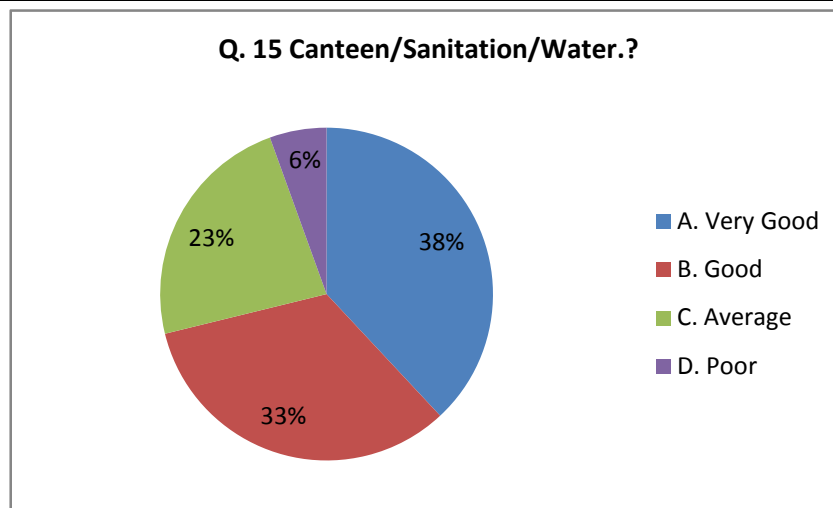
Q. 13 Extra- Curricular Activities.			
A. Very Good	B. Good	C. Average	D. Poor
No. of Students:-> 1142	1059	208	74
46%	43%	8%	3%



Q.14 Sports facilities. ?			
A. Very Good	B. Good	C. Average	D. Poor
No. of Students:-> 947	1086	360	90
38%	44%	14%	4%



Q. 15 Canteen /Sanitation/Water.?			
A. Very Good	B. Good	C. Average	D. Poor
No. of Students:-> 945	822	579	137
38%	33%	23%	6%



Student observation and Suggestion

On question no. 1 : ‘Your background for benefitting from the course’:64% students respond as more than adequate, 28% students respond as just adequate, 06% as inadequate and 02% respond as cannot say.

On question no. 2 : ‘Was the course conceptually difficult to understand?’ : 70% of students respond as easy, 23% of students respond as manageable, 05% students respond as difficult and 02% responds as very difficult.

On question no. 03: ‘Did the teacher encourage student participation in class?’ : 70% students answer as Yes, 24% answer as attempted, 04% as not at all, 02% respond as sometimes.

On question no. 04: ‘Did the teacher encourage student participation in class?, was the teacher courteous?’ : 83% students as courteous, 7% respond as rude, 06% respond as indifferent and 4% respond as indifferent.

On question no. 05: ‘What effect do you think the internal assessment will have on your course grade?’ : 81% students respond as improve it, 11% as lower it, 05% as no effect and 3% as cannot say.

On question no. 06: ‘How did the teacher provide feedback on your performance?’ 72% students respond as regularly, 9% students respond irregularly, 17% respond as with helpful comments and 02% respond as without comments.

On question no.07: ‘Was there any opportunity for personal interaction with teachers?’ : 73% students respond as yes, 22% respond as to some extent, 03% as nil, 02% as cannot say.

On question no. 08: ‘What is your opinion, about the library holdings for the course?’ : 64% students respond responds as excellent, 29% as adequate, 05% as inadequate and 02% as poor.

On question no. 09 entitled: ‘The internal evaluation system as it exists is, 62% students respond as very good, 31% respond as good, 04% as average and 3% as poor.

On question no. 10: ‘How do you rate the students-teacher relationship in your department?’ 60% students respond with very good, 28% answers as good, 06% as satisfactory and 06% as poor.

On question no. 11: ‘How do you find the college administrative offices’, 42% students respond as very helpful, 52% helpful, 04% as indifferent and 2% as unhelpful.

On question no. 12: ‘How Recreational facilities’, 46% students respond as very good, 41% as good, 09% as average and 04% as poor.

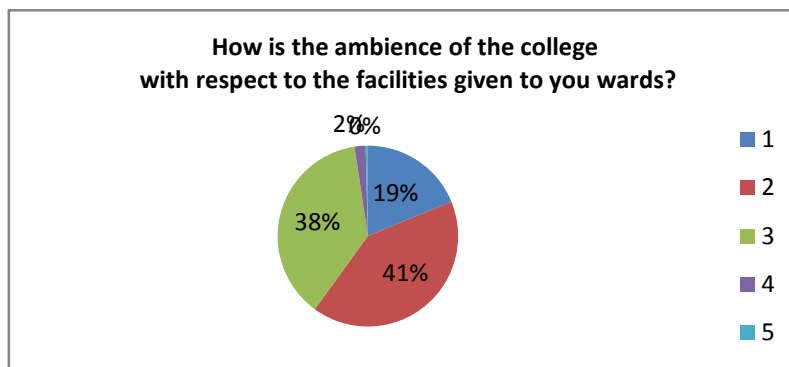
On question no. 13: ‘Extra-Curricular activities’ 46% students respond as very good, 43% respond as good, 08% as average and 03% as poor.

On question no. 14: ‘ 38% students respond very good, 44% respond as good, 14% as average and 04% as poor.

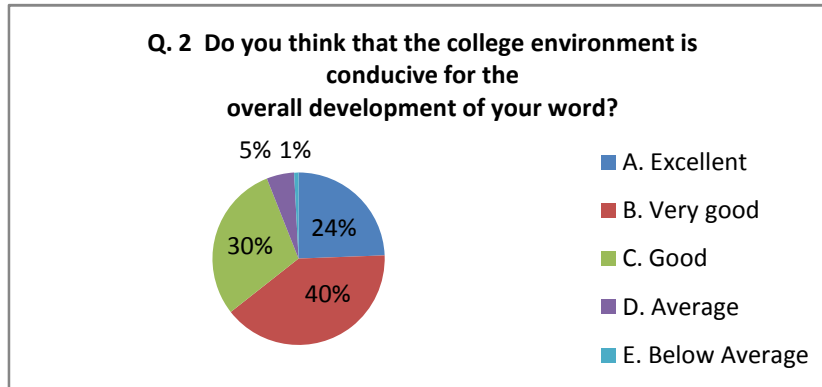
To respond the question no. 15: ‘Canteen/Sanitation/Water’ : 38% students respond as very good, 33% respond as good, 23% as average and 6% as poor.

Sariya College, Suriya
Internal Quality Assurance Cell (IQAC)
Parent's Feedback Report
2019-20

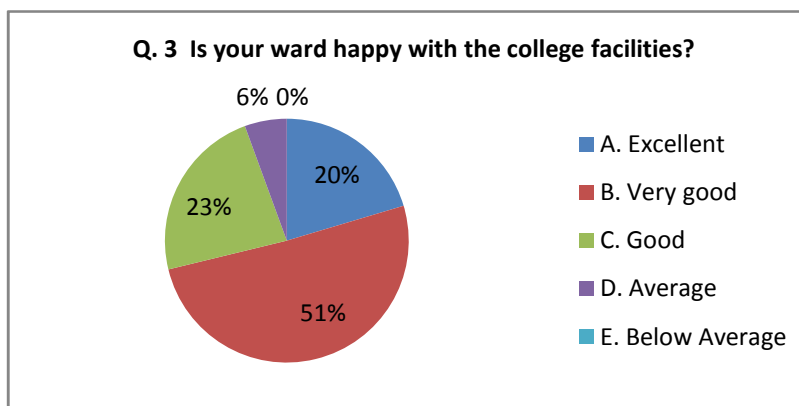
Q. 1 How is the ambience of the college with respect to the facilities given to you wards?				
A. Excellent	B. Very good	C. Good	D. Average	E. Below Average
No. of Parents:-> 47	103	94	5	1
19%	41%	38%	2%	0%



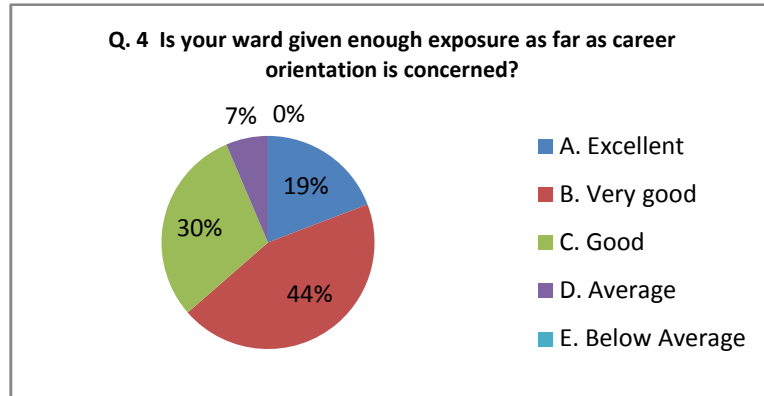
Q. 2 Do you think that the college environment is conducive for the overall development of your word?				
A. Excellent	B. Very good	C. Good	D. Average	E. Below Average
61	100	74	13	2
24%	40%	30%	5%	1%



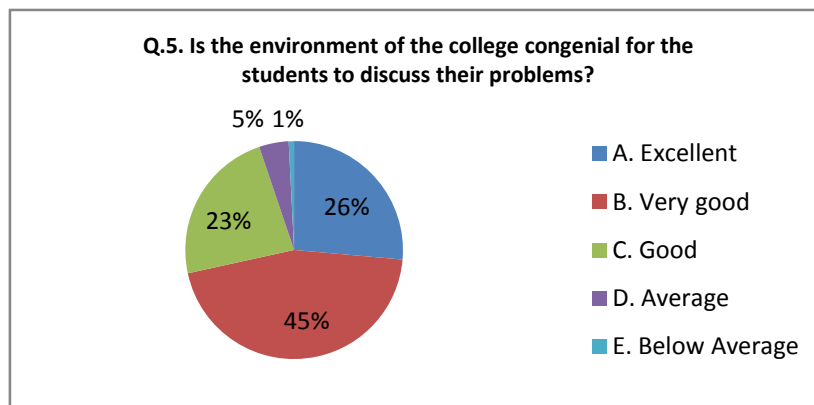
Q. 3 Is your ward happy with the college facilities?				
A. Excellent	B. Very good	C. Good	D. Average	E. Below Average
51	127	58	14	0
20%	51%	23%	6%	0%



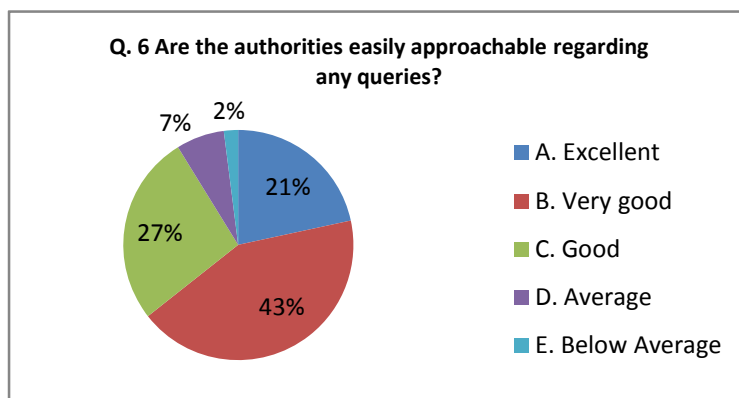
Q. 4 Is your ward given enough exposure as far as career orientation is concerned?				
A. Excellent	B. Very good	C. Good	D. Average	E. Below Average
48	111	75	16	0
19%	44%	30%	7%	0%



Q.5. Is the environment of the college congenial for the students to discuss their problems?				
A. Excellent	B. Very good	C. Good	D. Average	E. Below Average
66	113	58	11	2
26%	45%	23%	5%	1%



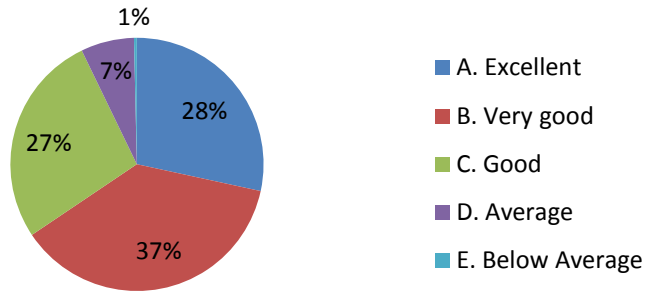
Q. 6 Are the authorities easily approachable regarding any queries?				
A. Excellent	B. Very good	C. Good	D. Average	E. Below Average
54	107	67	17	5
21%	43%	27%	7%	2%



Q. 7 Are you satisfied with the communication at the college end regarding the regular performance of your ward?

A. Excellent	B. Very good	C. Good	D. Average	E. Below Average
71	93	68	17	1
28%	37%	27%	7%	1%

Q. 7 Are you satisfied with the communication at the college end regarding the regular performance of your ward?



Parent's observation and Suggestion

Question no. 01 is 'How is the ambience of the College with, respect the facilities given to your wards?' 19% parents respond as excellent, 41% respond as very good, 38% as good, 2% as average and 0% as below average.

On question no. 02, 'Do you think that the college environment is conducive for the overall development of your ward?' 24% parents respond as excellent, 40% as very good, 30% as good, 05% as average and 01% as below average.

On question no. 03, 'Is your ward happy with the college facilities?' 20% respond as excellent, 51% respond as very good, 23% as good, 6% as average, 0% as below average.

On question no. 04, 'Is your ward given enough exposure as far as career orientation is concerned?', 19% parents respond as excellent, 44% as very good, 30% as good, 07% as average and 0% as below average.

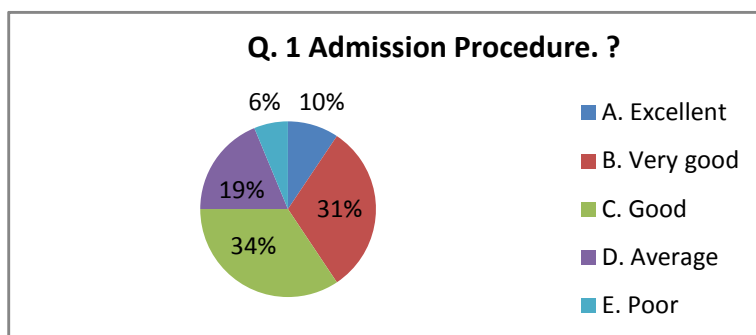
On question no. 05, 'Is the environment of the college congenial for the Students to discuss their problems?' 26% parents respond as excellent, 45% as very good, 23% as good, 05% as average, 01% as below average.

On question no.06, 'Are the authorities easily approachable regarding any queries.' 21% parents respond as excellent, 43% respond as very good, 27% as good, 7% as average and 2% as below average.

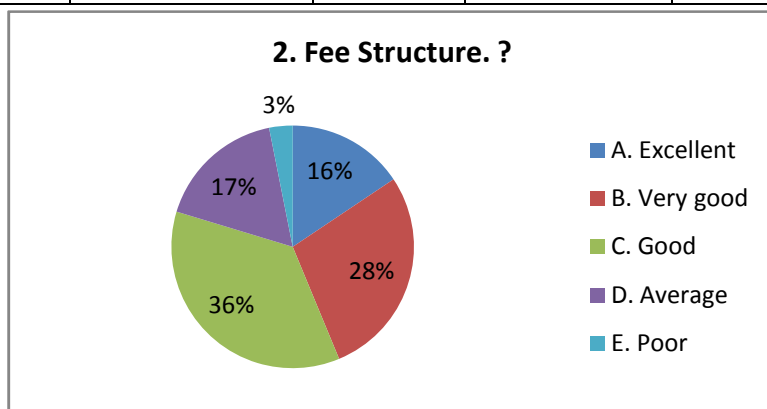
Question no. 07 says 'Are you satisfied with communication at the college end regarding the regular performance of your ward', 28% parents respond as excellent, 37% as very good, 27% as good, 7% as average, 1% as below average.

Sariya College, Suriya
Internal Quality Assurance Cell (IQAC)
Alumni Feedback Report
 2019-20

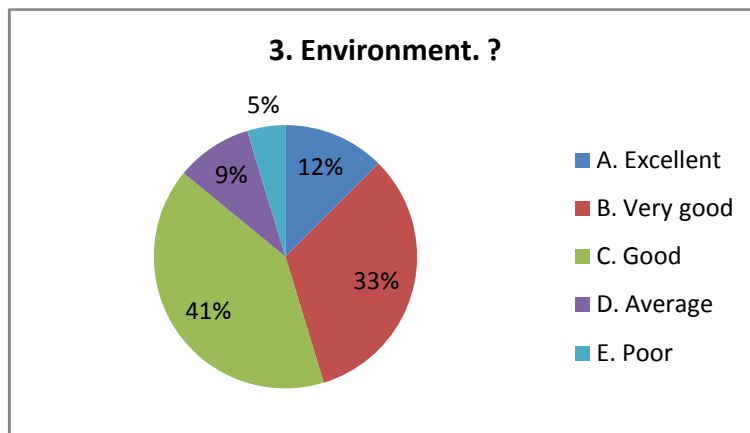
Q. 1 Admission Procedure. ?					
A. Excellent	B. Very good	C. Good	D. Average	E. Poor	
No. of Alumni:-> 6	20	22	12	4	
10%	31%	34%	19%	6%	



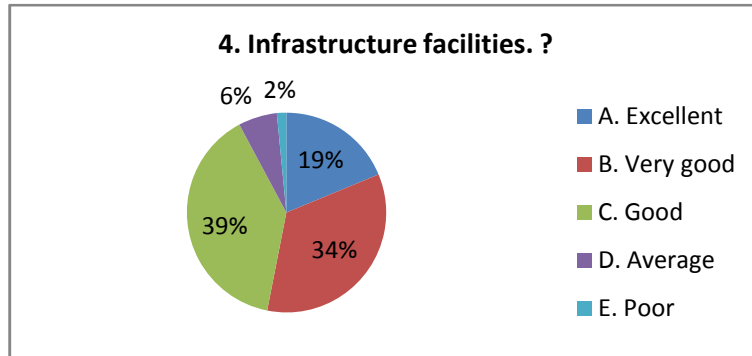
2. Fee Structure. ?					
A. Excellent	B. Very good	C. Good	D. Average	E. Poor	
10	18	23	11	2	
16%	28%	36%	17%	3%	



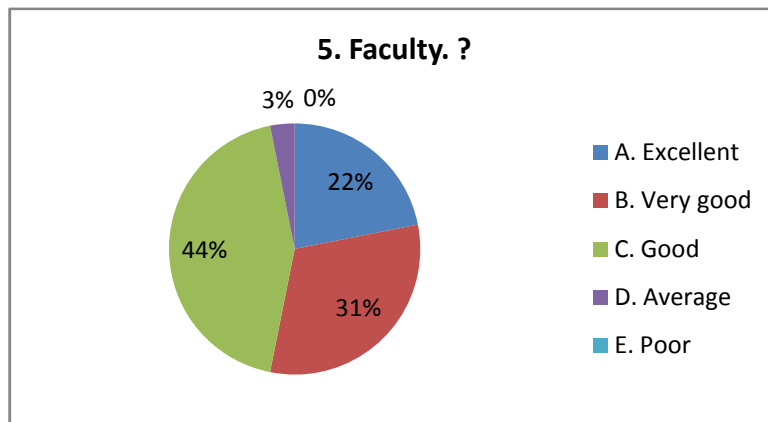
3. Environment. ?					
A. Excellent	B. Very good	C. Good	D. Average	E. Poor	
8	21	26	6	3	
12%	33%	41%	9%	5%	



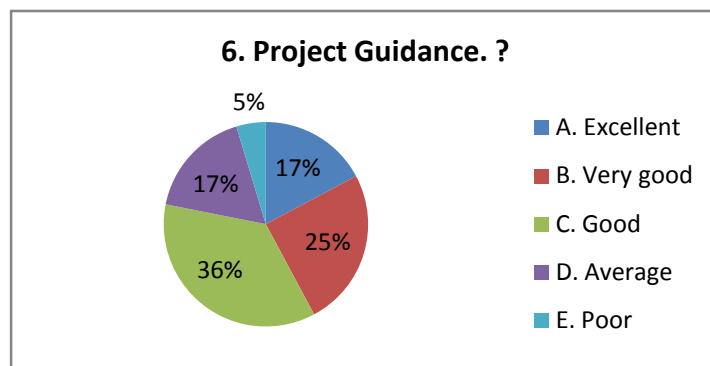
4. Infrastructure facilities. ?				
A. Excellent	B. Very good	C. Good	D. Average	E. Poor
12	22	25	4	1
19%	34%	39%	6%	2%



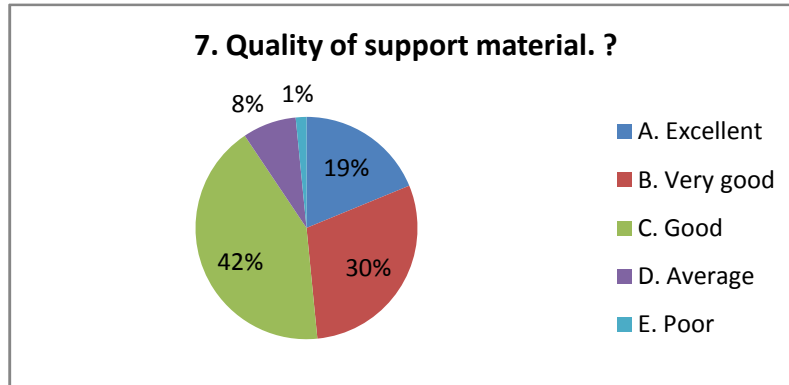
5. Faculty. ?				
A. Excellent	B. Very good	C. Good	D. Average	E. Poor
14	20	28	2	0
22%	31%	44%	3%	0%



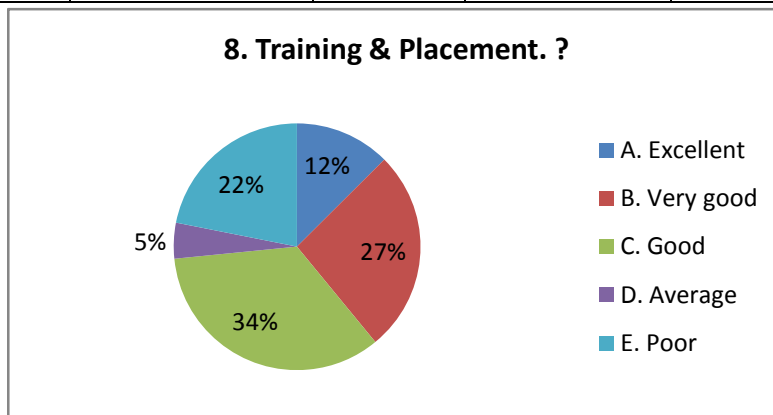
6. Project Guidance. ?				
A. Excellent	B. Very good	C. Good	D. Average	E. Poor
11	16	23	11	3
17%	25%	36%	17%	5%



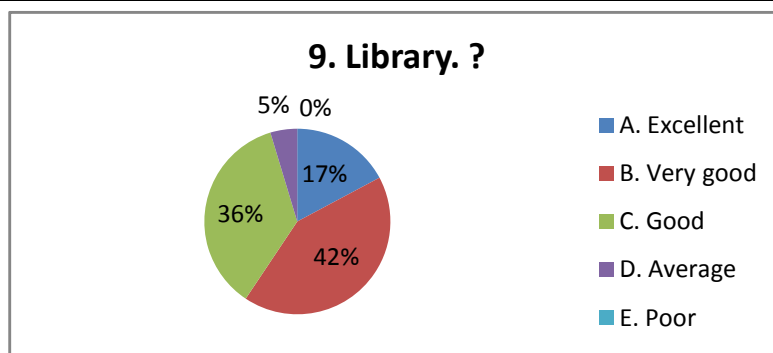
7. Quality of support material. ?				
A. Excellent	B. Very good	C. Good	D. Average	E. Poor
12	19	27	5	1
19%	30%	42%	8%	1%



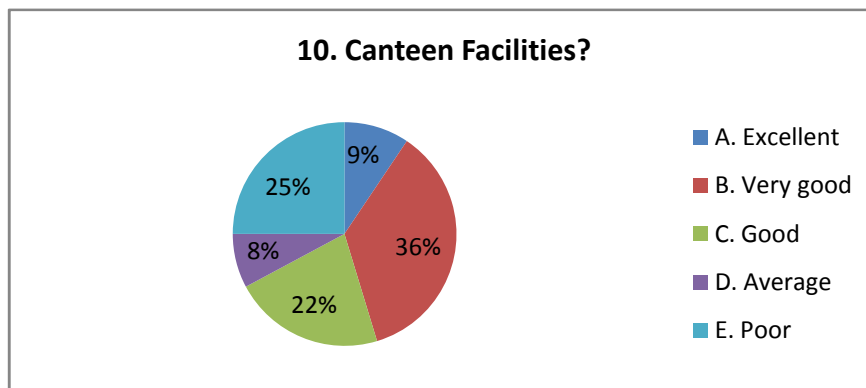
8. Training & Placement. ?				
A. Excellent	B. Very good	C. Good	D. Average	E. Poor
8	17	22	3	14
12%	27%	34%	5%	22%



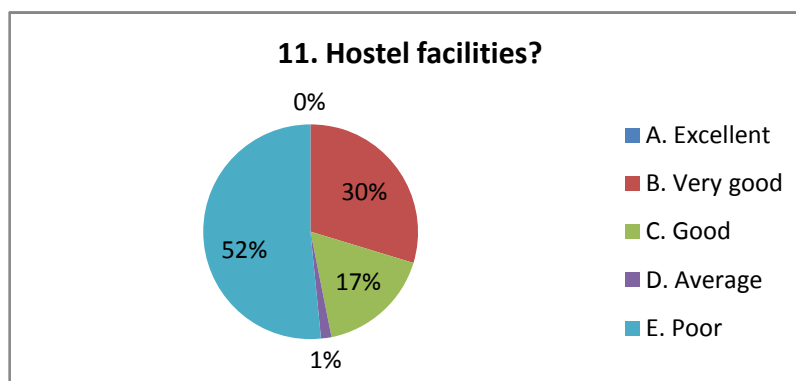
9. Library. ?				
A. Excellent	B. Very good	C. Good	D. Average	E. Poor
11	27	23	3	0
17%	42%	36%	5%	0%



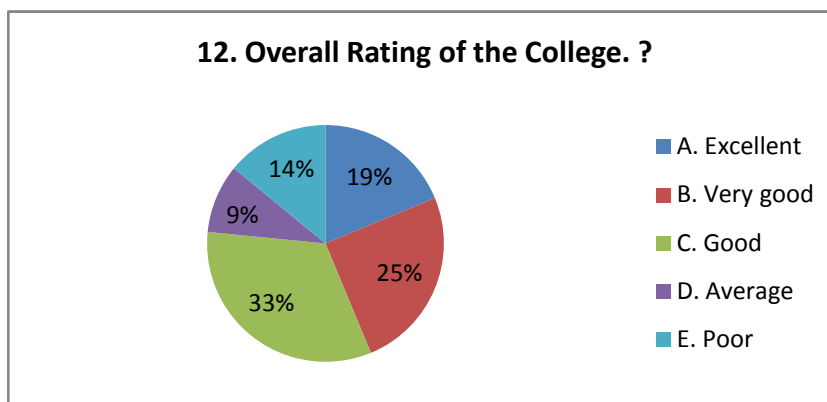
10. Canteen Facilities?				
A. Excellent	B. Very good	C. Good	D. Average	E. Poor
6	23	14	5	16
9%	36%	22%	8%	25%



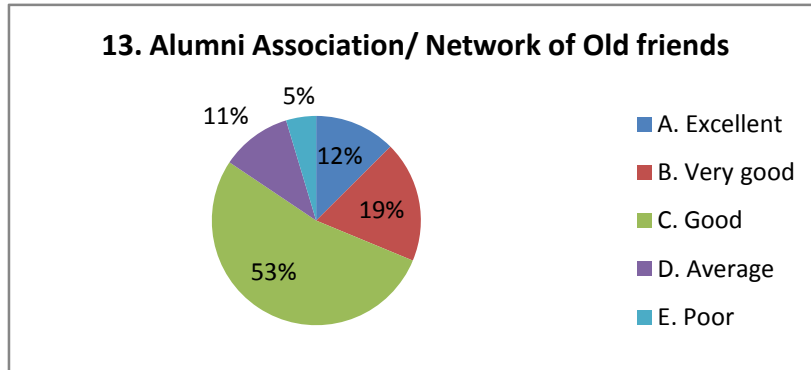
11. Hostel facilities?				
A. Excellent	B. Very good	C. Good	D. Average	E. Poor
0	19	11	1	33
0%	30%	17%	1%	52%



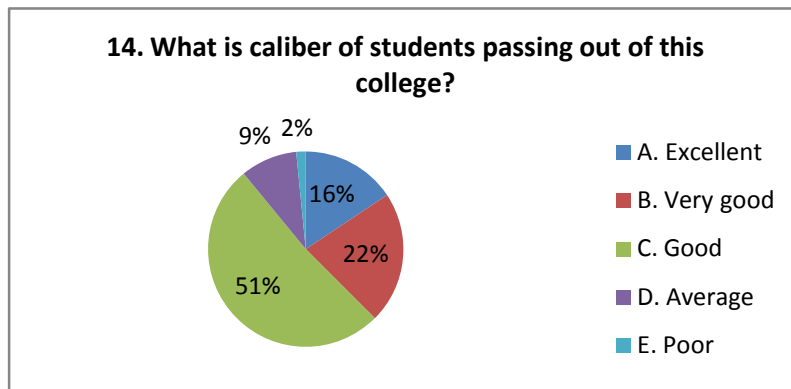
12. Overall Rating of the College. ?				
A. Excellent	B. Very good	C. Good	D. Average	E. Poor
12	16	21	6	9
19%	25%	33%	9%	14%



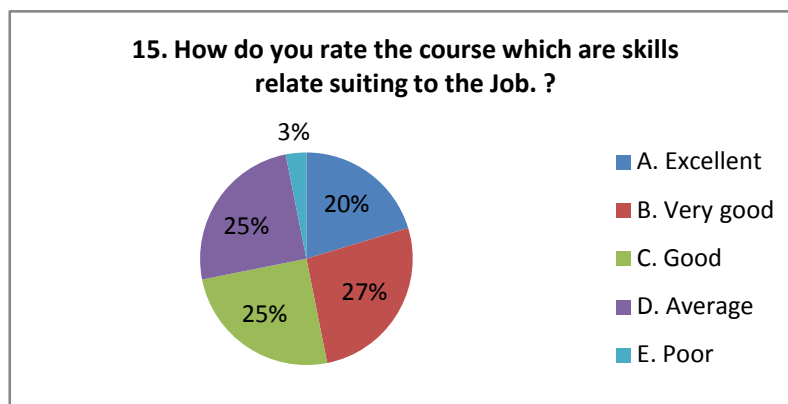
13. Alumni Association/ Network of Old friends				
A. Excellent	B. Very good	C. Good	D. Average	E. Poor
8	12	34	7	3
12%	19%	53%	11%	5%



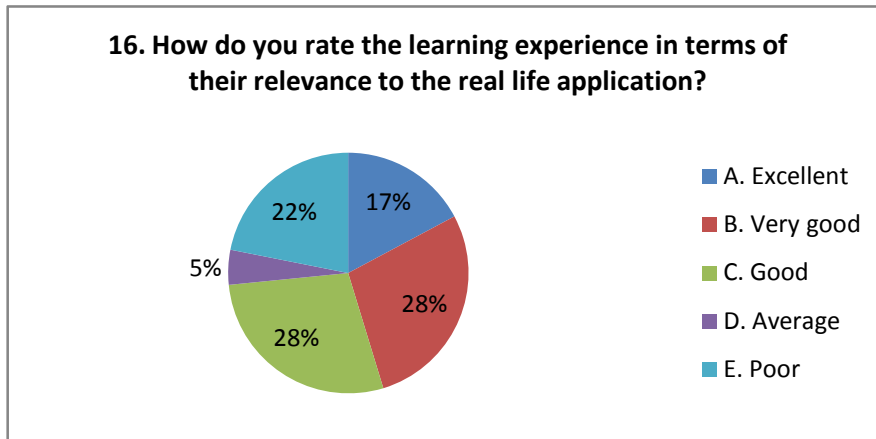
14. What is caliber of students passing out of this college?				
A. Excellent	B. Very good	C. Good	D. Average	E. Poor
10	14	33	6	1
16%	22%	51%	9%	2%



15. How do you rate the course which are skills relate suiting to the Job. ?				
A. Excellent	B. Very good	C. Good	D. Average	E. Poor
13	17	16	16	2
20%	27%	25%	25%	3%



16. How do you rate the learning experience in terms of their relevance to the real life application?				
A. Excellent	B. Very good	C. Good	D. Average	E. Poor
11	18	18	3	14
17%	28%	28%	5%	22%



Alumni feedback

Question no.01 says 'Admission Procedure', on which 10% ex students answer as excellent, 31% respond as very good, 34% good, 19% as average and 6% as poor.

On question no. 02 'Fee Structure' 16% ex-students respond as excellent, 28% respond as very good, 36% as good, 17% as average and 3% as poor.

On question no. 03, 'Environment' 12% ex-students respond as excellent, 33% as very good, 41% as good, 9% as average and 5% as poor.

On question no. 04, 'Infrastructure facilities' 19% ex-students respond as excellent, 34% respond as very good, 39% as good, 6% as average and 2% poor.

On question no. 05 'Faculty' 22% ex-students respond as excellent, 31% respond as very good, 44% as good, 3% as average and 0% as poor.

On question no. 06, 'Project guidance', 17% ex-students respond as excellent, 25% as very good, 36% as good, 17% as average and 05% as poor.

As response to question no. 07, 'Quality of support material', 19% ex-students respond as excellent, 30% as very good, 42% as good, 8% as average and 1% as poor.

On question no. 08, 'Training and Placement' 12% ex-students respond as excellent, 27% respond as very good, 34% as good, 5% as average and 22% as poor.

On question no. 09 'Library' 17% ex-students respond as excellent, 42% as very good, 36% as good, 5% as average and 0% as poor.

On question no. 10 'Canteen facilities', 09% ex-students respond as excellent, 36% as very good, 22% as good, 8% as average and 25% as poor.

On question no. 11 'Hostel facilities' 00% respond as excellent, 30% as very good, 17% as good, 01% as average and 52% as poor.

On question no. 12 'Overall rating of the college' 19% ex-students respond as excellent, 25% as very good, 33% as good, 09% as average and 14% as poor.

On question no. 13, ' Alumni Association/Network of old friends' 12% Respond as excellent, 19% as very good, 53% as good, 11% as average and 5% as poor

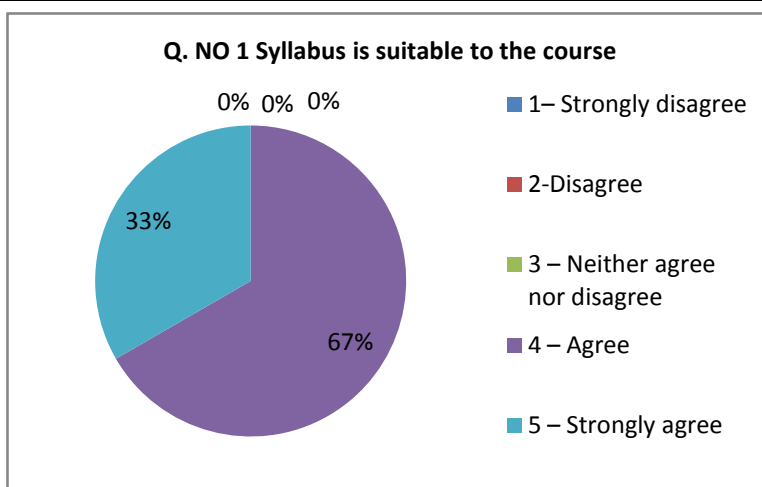
On question no.14 (what is the caliber of students passing out of this College?), 16% ex-students respond as excellent, 22% as very good, 51% as good, 09% as average and 02% as poor.

On question no. 15 (How do you rate the course, skills relate suiting to the job?), 20% respond as, excellent, 27% as very good, 25% as good, 25% as average and 3% as poor.

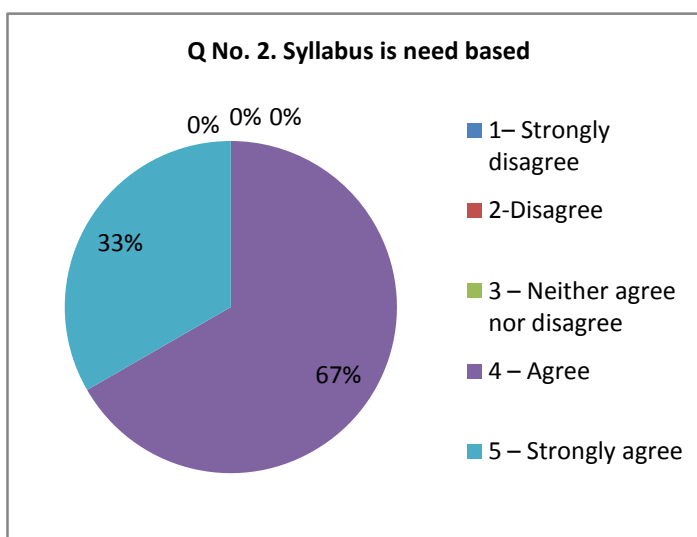
On question no. 16 (How do you rate the learning experience in terms of their relevance to the real life application?), 17% respond as excellent, 28% as very good, 28% as good, 05% as average and 22% as poor.

Sariya College, Suriya
Internal Quality Assurance Cell (IQAC)
Teacher's Feedback Report
 2019-20

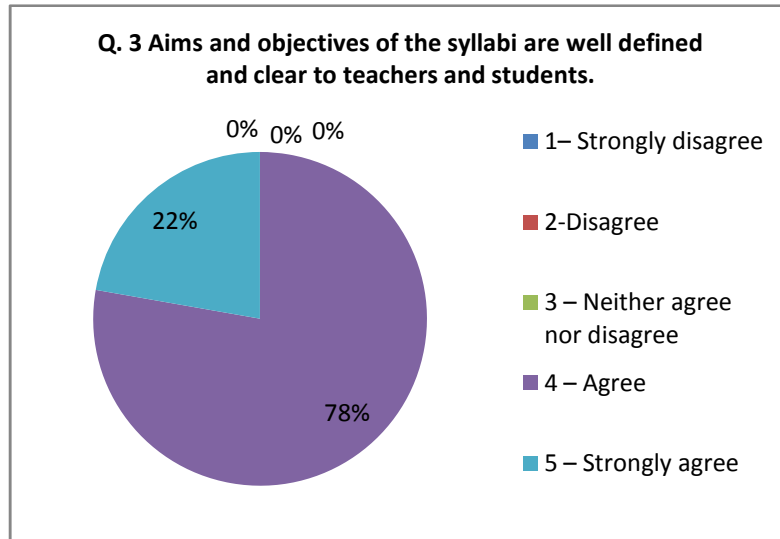
Q. NO 1 Syllabus is suitable to the course				
1– Strongly disagree	2-Disagree	3 – Neither agree nor disagree	4 – Agree	5 – Strongly agree
No. of Teachers:-> 0	0	0	6	3
0	0	0	240 ⁰	120 ⁰



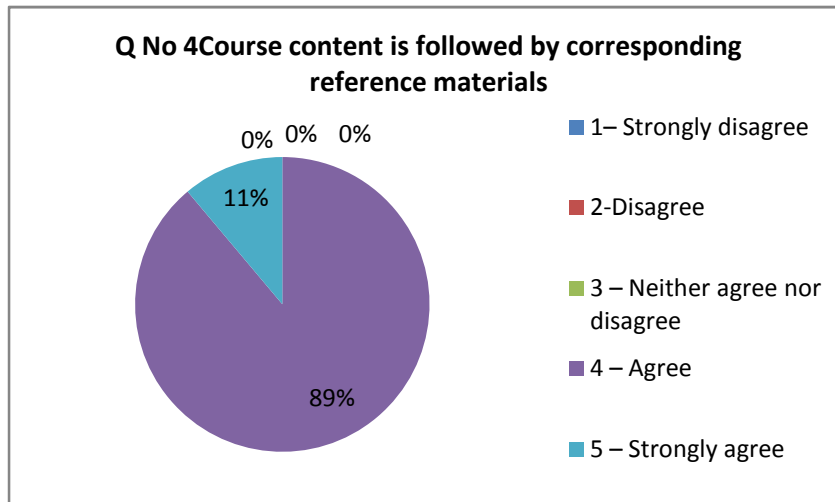
Q No. 2. Syllabus is need based				
1– Strongly disagree	2- Disagree	3 – Neither agree nor disagree	4 – Agree	5 – Strongly agree
0	0	0	6	3
0	0	0	240 ⁰	120 ⁰



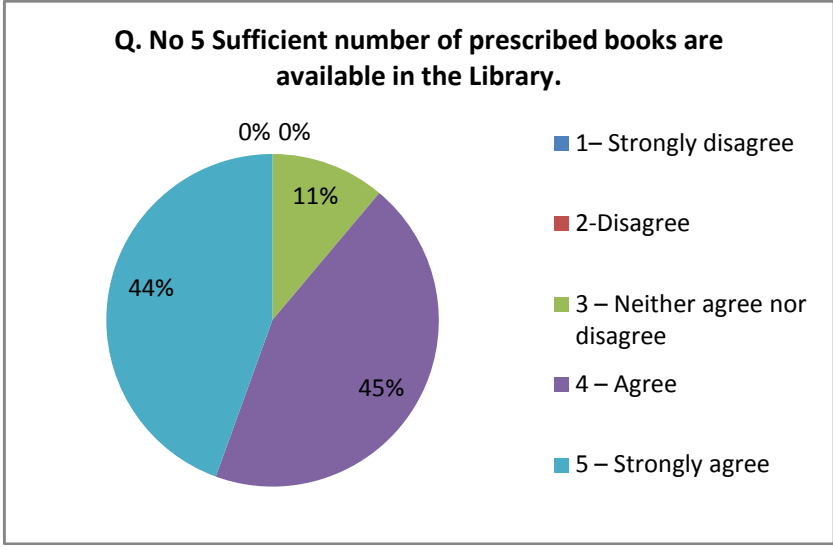
Q. 3 Aims and objectives of the syllabi are well defined and clear to teachers and students.				
1– Strongly disagree	2-Disagree	3 – Neither agree nor disagree	4 – Agree	5 – Strongly agree
0	0	0	7	2
0	0	0	280 ⁰	80 ⁰



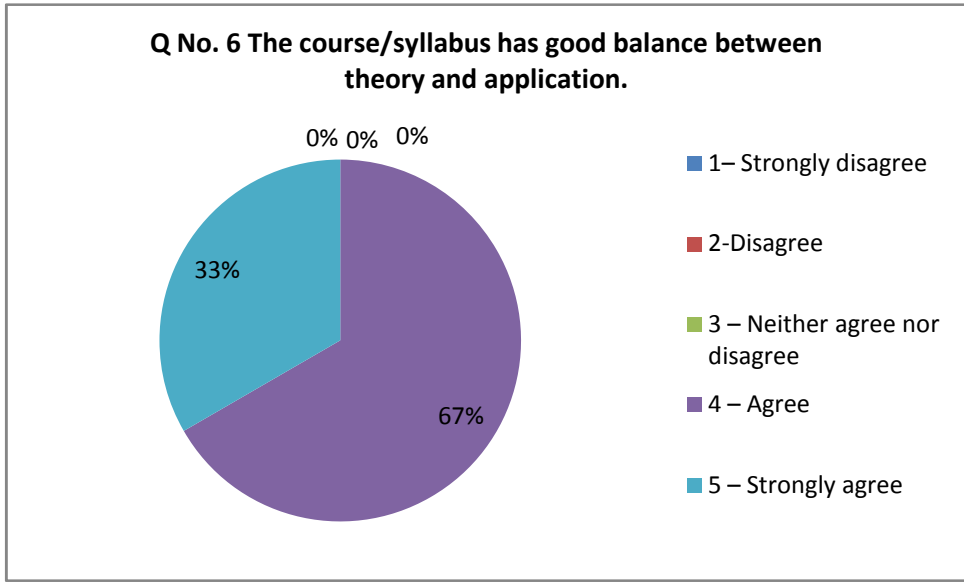
Q No 4 Course content is followed by corresponding reference materials				
1– Strongly disagree	2-Disagree	3 – Neither agree nor disagree	4 – Agree	5 – Strongly agree
0	0	0	8	1
0	0	0	320 ⁰	40 ⁰



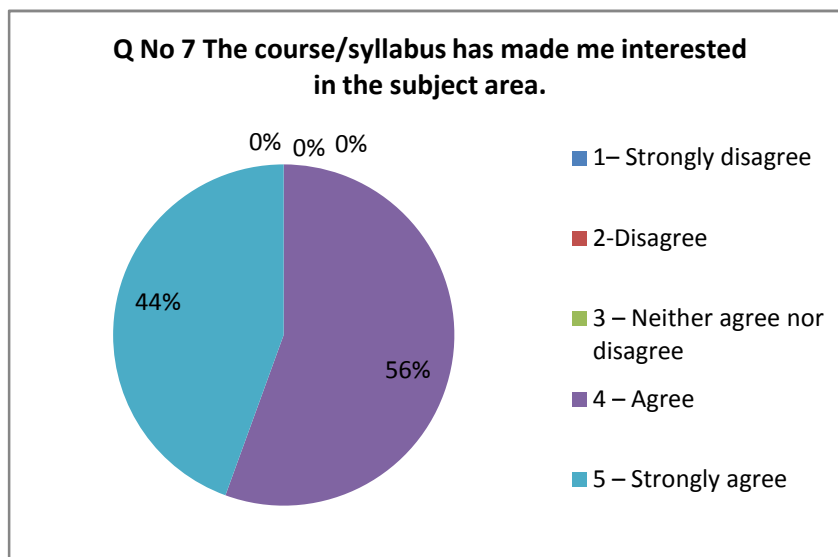
Q. No 5 Sufficient numbers of prescribed books are available in the Library.				
1– Strongly disagree	2-Disagree	3 – Neither agree nor disagree	4 – Agree	5 – Strongly agree
0	0	1	4	4
0	0	40 ⁰	160 ⁰	160 ⁰



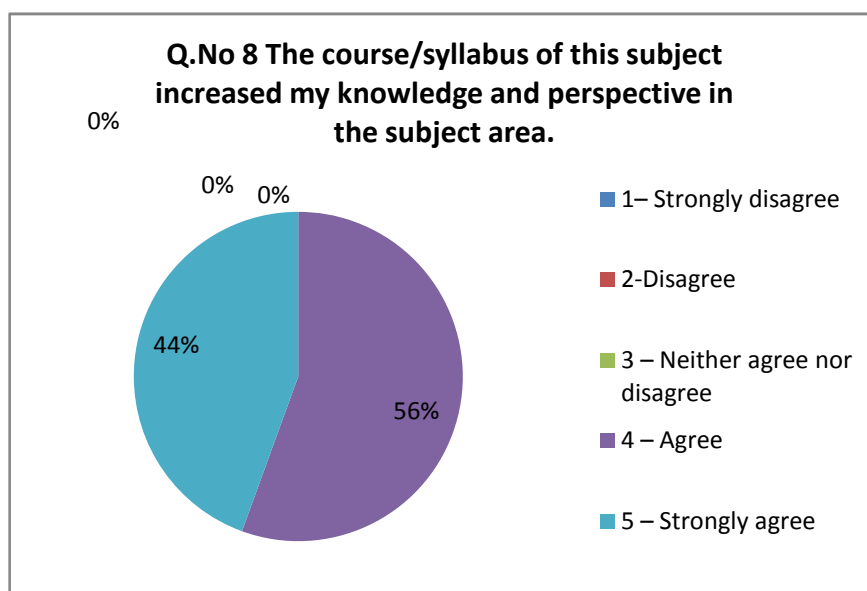
Q No. 6 The course/syllabus has good balance between theory and application.				
1– Strongly disagree	2-Disagree	3 – Neither agree nor disagree	4 – Agree	5 – Strongly agree
0	0	0	6	3
0	0	0	240 ⁰	120 ⁰



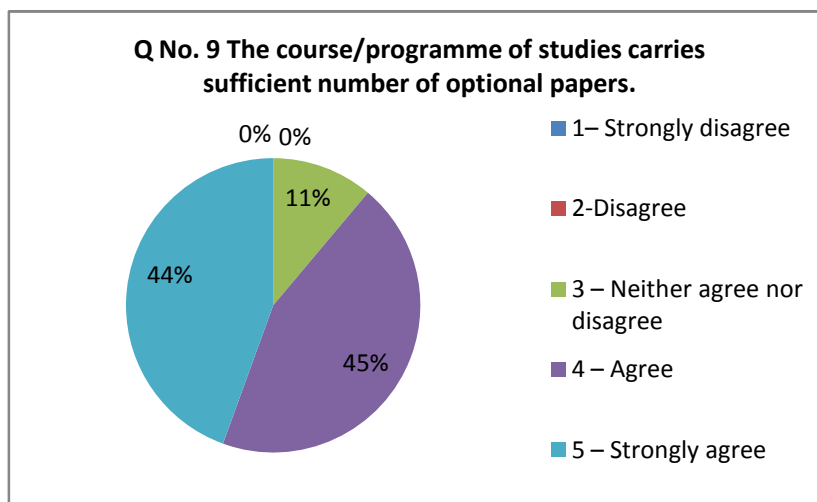
Q No 7 The course/syllabus has made me interested in the subject area.				
1– Strongly disagree	2-Disagree	3 – Neither agree nor disagree	4 – Agree	5 – Strongly agree
0	0	0	5	4
0	0	0	200 ⁰	160 ⁰



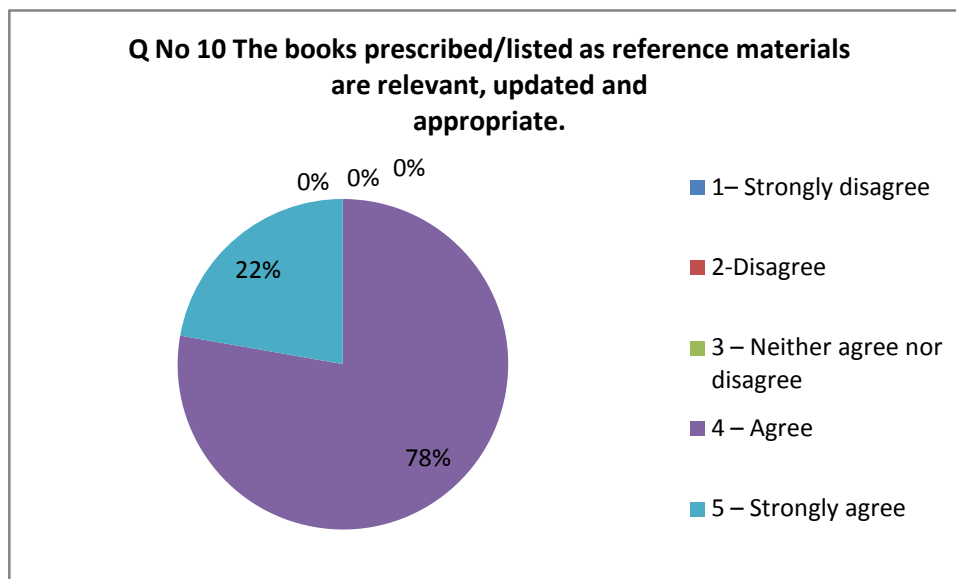
Q.No 8 The course/syllabus of this subject increased my knowledge and perspective in the subject area.				
1– Strongly disagree	2-Disagree	3 – Neither agree nor disagree	4 – Agree	5 – Strongly agree
0	0	0	5	4
0	0	0	200 ⁰	160 ⁰



Q No. 9 The course/ programme of studies carries sufficient number of optional papers.				
1– Strongly disagree	2-Disagree	3 – Neither agree nor disagree	4 – Agree	5 – Strongly agree
0	0	1	4	4
0	0	40	160 ⁰	160 ⁰

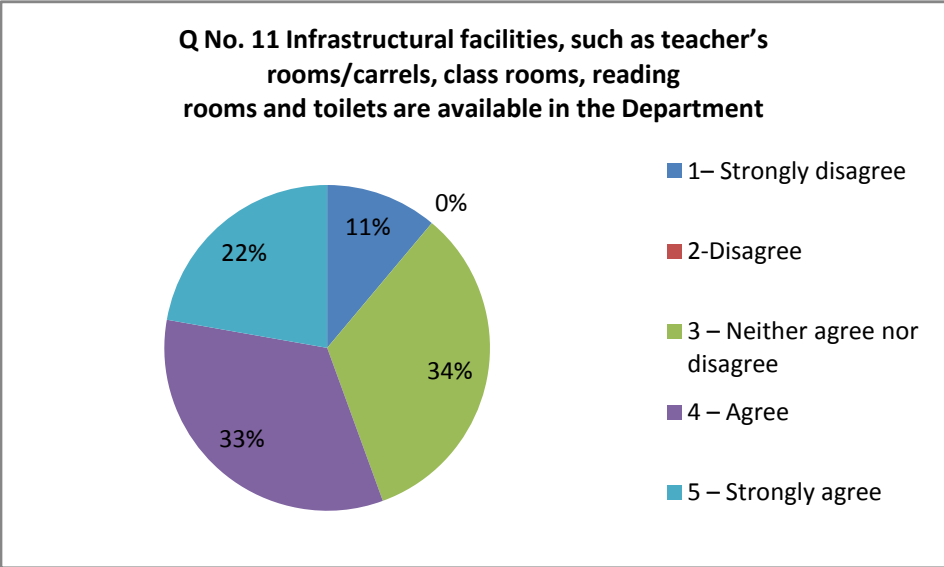


Q No 10 The books prescribed/listed as reference materials are relevant, updated and appropriate.				
1– Strongly disagree	2-Disagree	3 – Neither agree nor disagree	4 – Agree	5 – Strongly agree
0	0	0	7	2
0	0	0	280 ⁰	80 ⁰



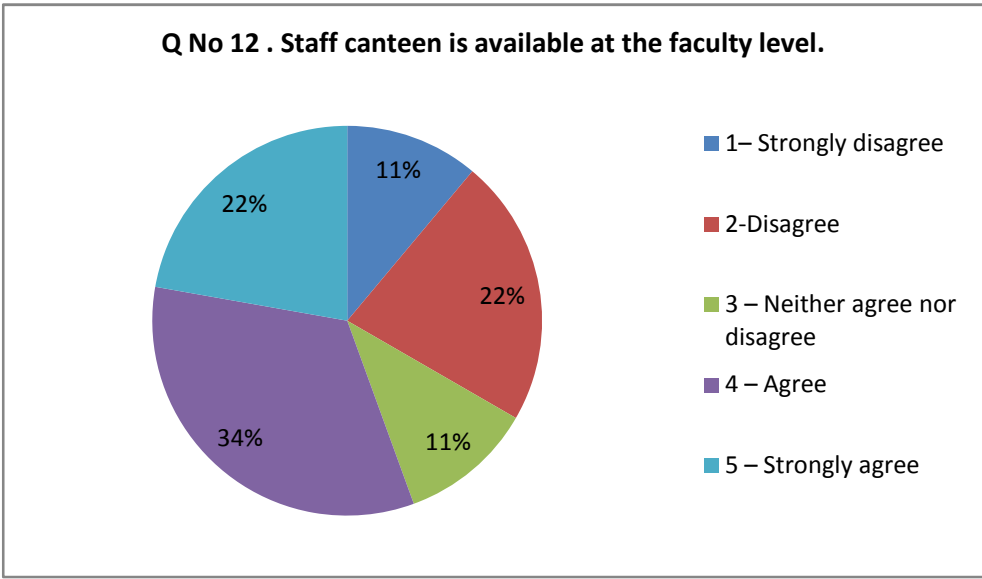
Q No. 11 Infrastructural facilities, such as teacher's rooms/carrels, class rooms, reading rooms and toilets are available in the Department

1– Strongly disagree	2- Disagree	3 – Neither agree nor disagree	4 – Agree	5 – Strongly agree
1	0	3	3	2
40 ⁰	0	120 ⁰	120 ⁰	80 ⁰

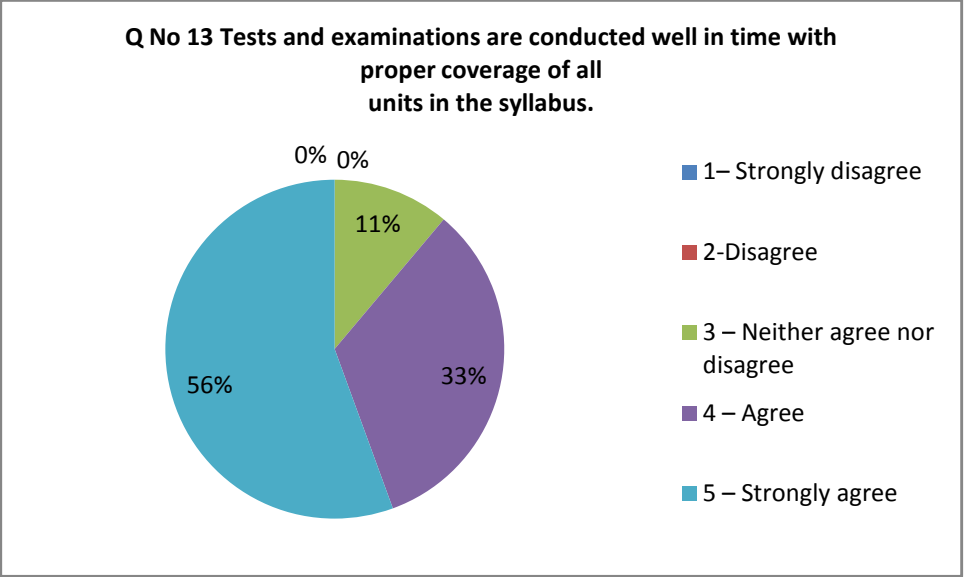


Q No 12 . Staff canteen is available at the faculty level.

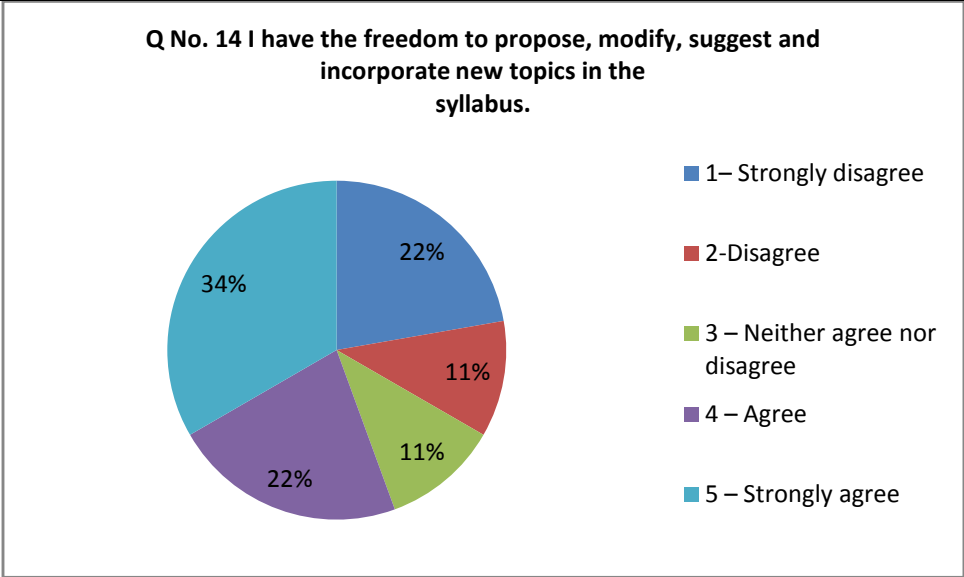
1– Strongly disagree	2-Disagree	3 – Neither agree nor disagree	4 – Agree	5 – Strongly agree
1	2	1	3	2
40 ⁰	80 ⁰	40 ⁰	120 ⁰	80 ⁰



Q No 13 Tests and examinations are conducted well in time with proper coverage of all units in the syllabus.				
1- Strongly disagree	2-Disagree	3 – Neither agree nor disagree	4 – Agree	5 – Strongly agree
0	0	1	3	5
0	0	40 ⁰	120 ⁰	200 ⁰

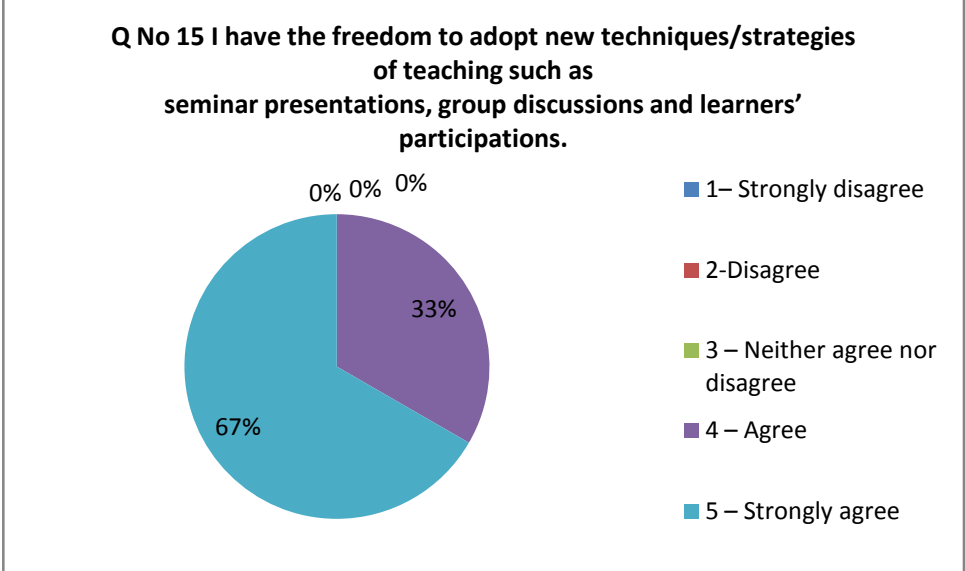


Q No. 14 I have the freedom to propose, modify, suggests and incorporates new topics in the syllabus.				
1- Strongly disagree	2-Disagree	3 – Neither agree nor disagree	4 – Agree	5 – Strongly agree
2	1	1	2	3
80 ⁰	40 ⁰	40 ⁰	80 ⁰	120 ⁰



Q No 15 I have the freedom to adopt new techniques/strategies of teaching such as seminar presentations, group discussions and learners' participations.

1– Strongly disagree	2- Disagree	3 – Neither agree nor disagree	4 – Agree	5 – Strongly agree
0	0	0	3	6
0	0	0	120 ⁰	240 ⁰



Teacher's Feedback

Q. No. 1 On the Suitability of syllabus to the course 67% agree. Strongly agree 33%

Q. No. 2 On need based syllabus, 67% Agree, Strongly agree 33%.

Q. No. 3 On clarify of syllabus to teachers and students 78% Agree & 22% Strongly agree.

Q. No. 4 On course followed by corresponding reference materials 89% Agree & 11% Strongly agree

Q. No. 5 On sufficient of prescribed books are available in the library 11% Neither agree nor disagree, 45% Agree, & 44% Strongly agree

Q. No. 6 On balance between theory & application in syllabus, 67% Agree, & 33% Strongly agree.

Q. No. 7. On the interested nature of syllabus, 56% Agree, & 44% Strongly agree

Q. No. 8 On increased knowledge & perspective in subject area, 56% Agree, & 44% Strongly agree

Q. No. 9 On Course carries sufficient number of optional papers 11% neither agree nor disagree, 44% Agree, & 45% Strongly agree.

Q. No. 10. On books prescribed/listed as reference materials are relevant, updated and appropriate 78% agree, & 22% strongly agree

Q. No. 11- On Infrastructural facilities in the department- 11% Strongly disagree, 34% Neither agree nor disagree, 33% Agree

Q. No. 12- On Staff canteen availability-11% strongly disagree, 22% Disagree, 11% neither agree nor disagree, 34%, Agree, 22% strongly agree

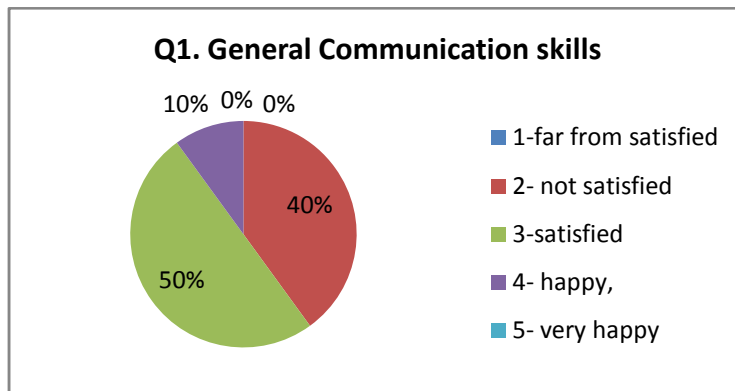
Q. No. 13- On Examinations done in time- 11% neither agree nor disagree, 33% Agree, & 56% strongly agree.

Q. No. 14 -On freedom to propose, modify suggest & incorporate new topics - 22% strongly disagree, 11% Disagree, 11% Neither agree nor disagree, 22% Agree, 34% Strongly agree.

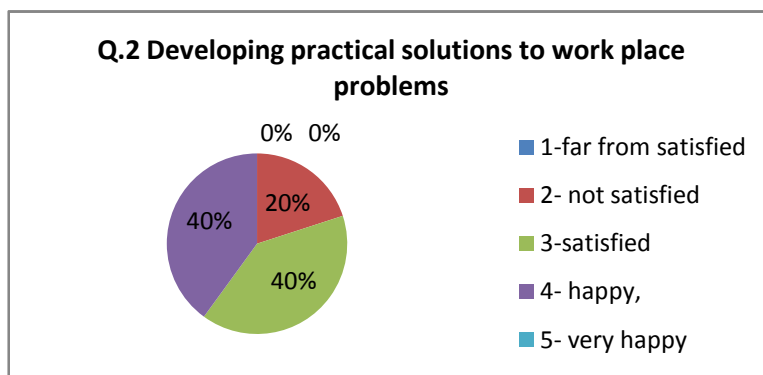
Q. No. 15 -On freedom to adopt new techniques of teaching- 33% Agree, & 67% strongly agree

Sariya College, Suriya
Internal Quality Assurance Cell (IQAC)
Employer Feedback Report
Teaching
2019-20

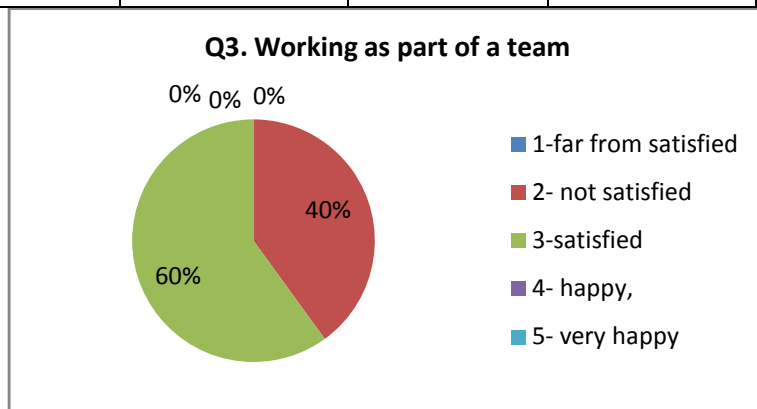
Q1- General Communication skills				
1-Far from satisfied	2- Not satisfied	3-Satisfied	4- Happy,	5- Very happy
0	4	5	1	0
0%	40%	50%	10%	0%



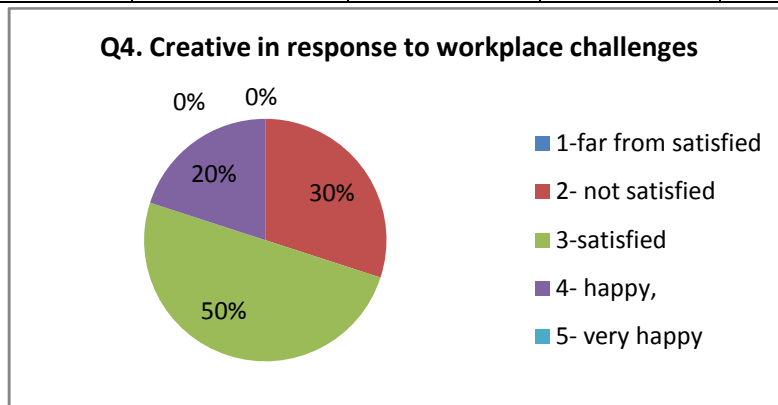
Q.2- Developing practical solutions to work place problems				
1-Far from satisfied	2- Not satisfied	3-Satisfied	4- Happy,	5- Very happy
0	2	4	4	0
0%	20%	40%	40%	0%



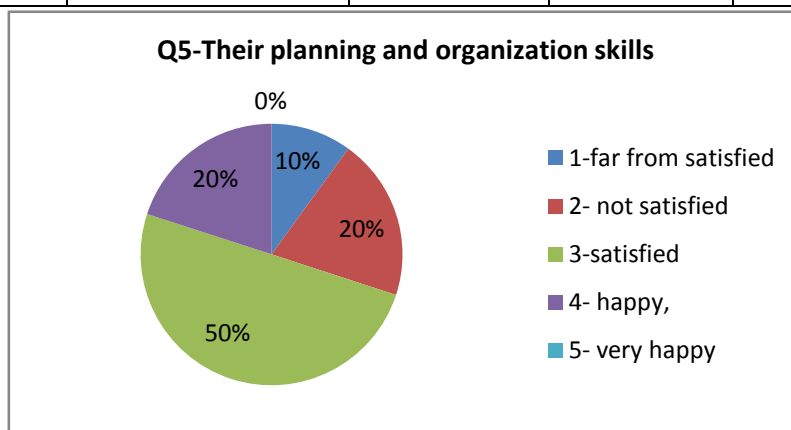
Q3- Working as part of a team				
1-Far from satisfied	2- Not satisfied	3-Satisfied	4- Happy,	5- Very happy
0	4	6	0	0
0	40%	60%	0%	0%



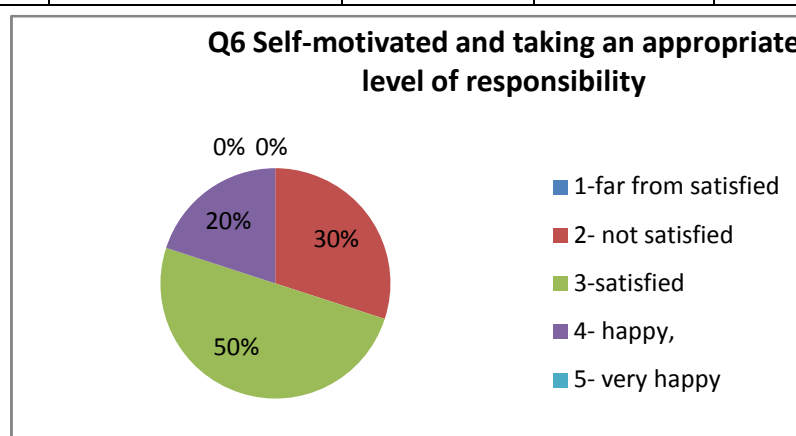
Q4-Creative in response to workplace challenges				
1-Far from satisfied	2- Not satisfied	3-Satisfied	4- Happy,	5- Very happy
0	3	5	2	0
0%	30%	50%	20%	0%



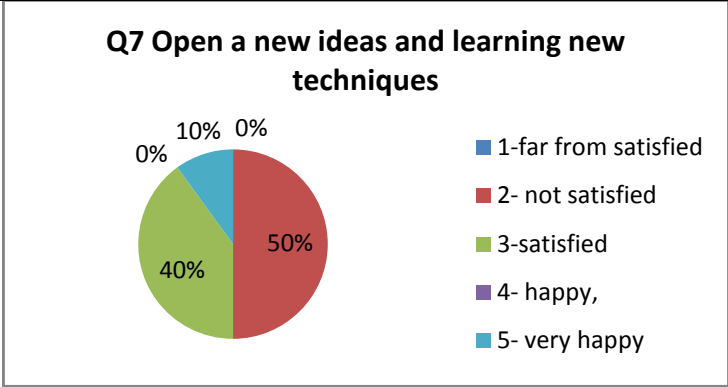
Q5-Their planning and organization skills				
1-Far from satisfied	2- Not satisfied	3-Satisfied	4- Happy,	5- Very happy
1	2	5	2	0
10%	20%	50%	20%	0%



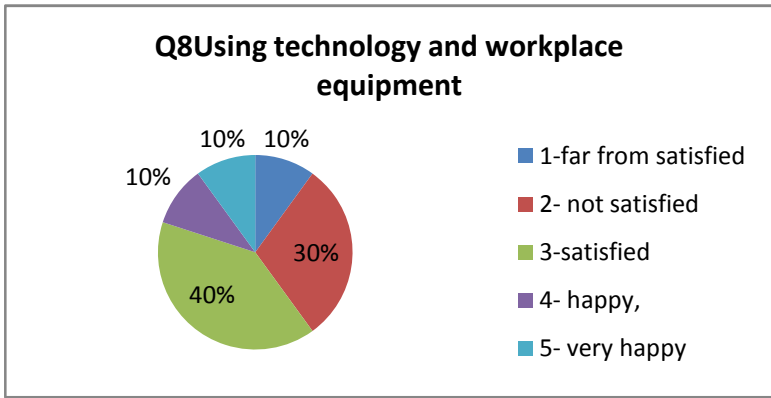
Q6- Self-motivated and taking an appropriate level of responsibility				
1-Far from satisfied	2- Not satisfied	3-Satisfied	4- Happy,	5- Very happy
0	3	5	2	0
0%	30%	50%	20%	0%



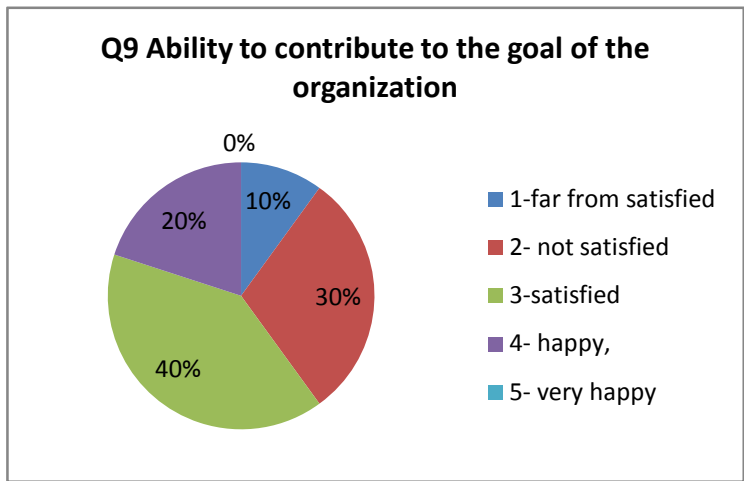
Q7- Open a new ideas and learning new techniques				
1-Far from satisfied	2- Not satisfied	3-Satisfied	4- Happy,	5- Very happy
0	5	4	0	1
0%	50%	40%	0%	10%



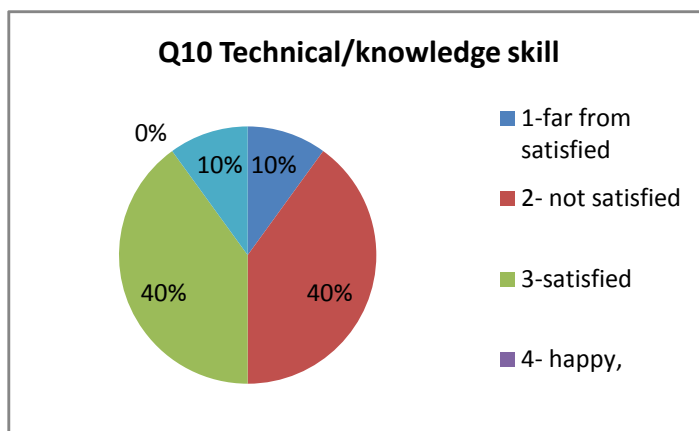
Q8-Using technology and workplace equipment				
1-Far from satisfied	2- Not satisfied	3-Satisfied	4- Happy,	5- Very happy
1	3	4	1	1
10%	30%	40%	10%	10%



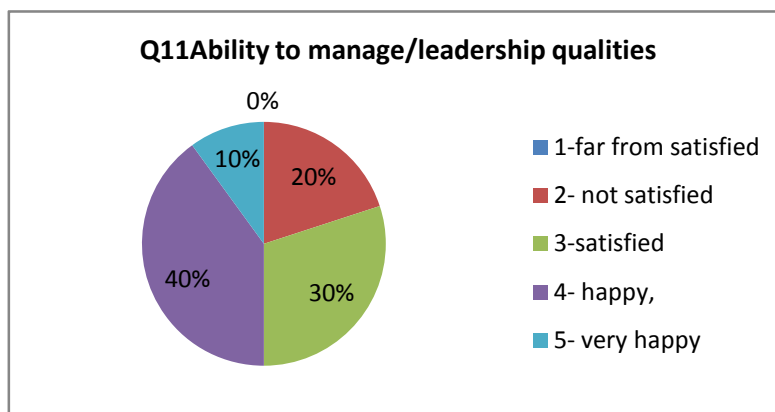
Q9-Ability to contribute to the goal of the organization				
1-Far from satisfied	2- Not satisfied	3-Satisfied	4- Happy,	5- Very happy
1	3	4	2	0
10%	30%	40%	20%	0%



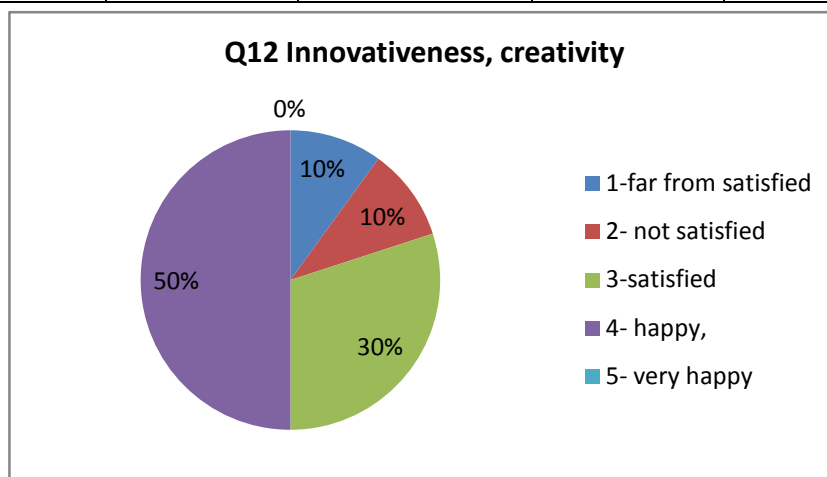
Q10 -Technical/knowledge skill				
1-Far from satisfied	2- Not satisfied	3-Satisfied	4- Happy,	5- Very happy
1	4	4	0	1
10%	40%	40%	0%	10%



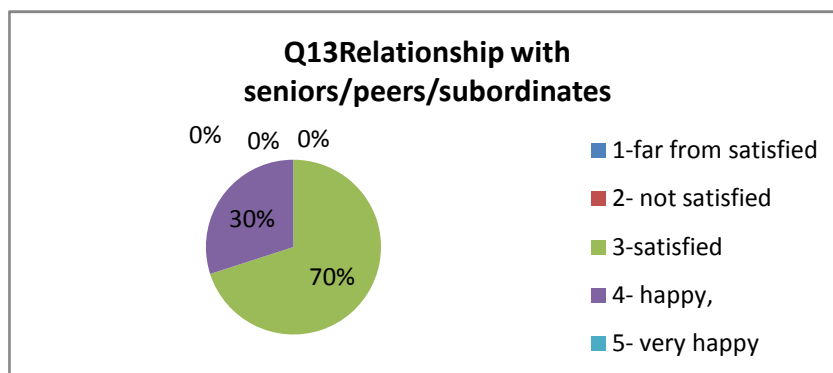
Q11-Ability to manage/leadership qualities				
1-Far from satisfied	2- Not satisfied	3-Satisfied	4- Happy,	5- Very happy
0	2	3	4	1
0%	20%	30%	40%	10%



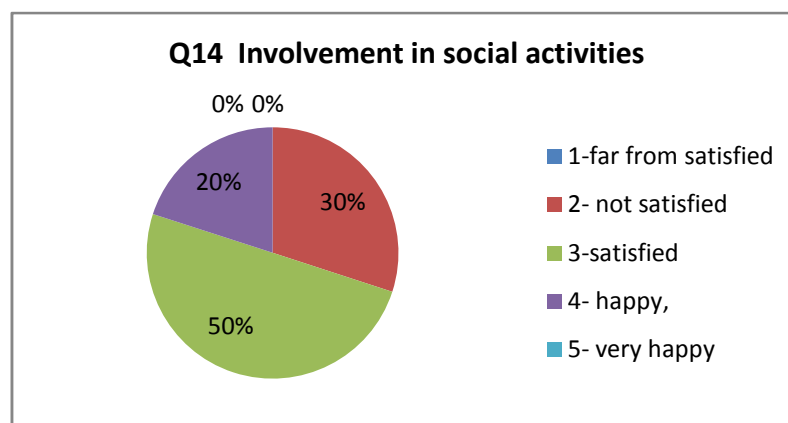
Q12-Innovativeness, creativity				
1-Far from satisfied	2- Not satisfied	3-Satisfied	4- Happy,	5- Very happy
1	1	3	5	0
10%	10%	30%	50%	0%



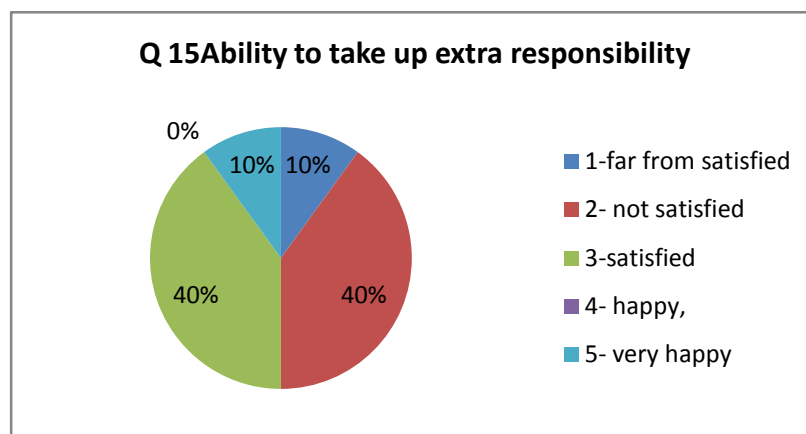
Q13-Relationship with seniors/peers/subordinates				
1-Far from satisfied	2- Not satisfied	3-Satisfied	4- Happy,	5- Very happy
0	0	7	3	0
0%	0%	70%	30%	0%



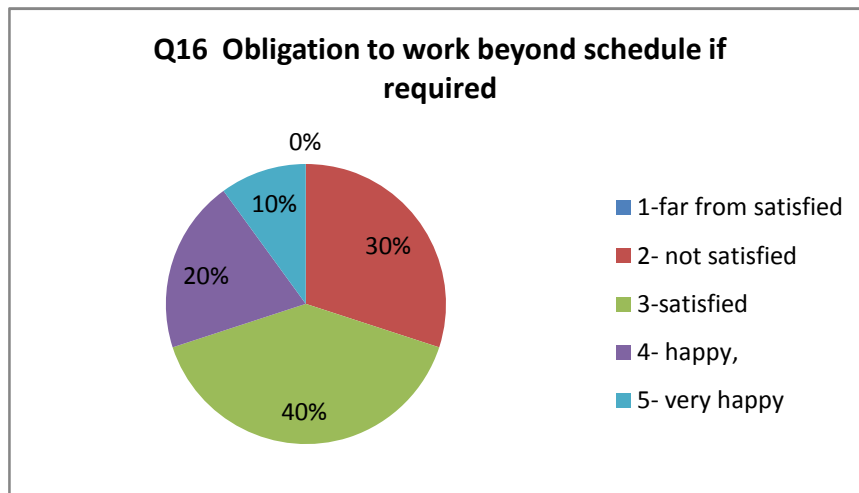
Q14- Involvement in social activities				
1-Far from satisfied	2- Not satisfied	3-Satisfied	4- Happy,	5- Very happy
0	3	5	2	0
0%	30%	50%	20%	0%



Q 15-Ability to take up extra responsibility				
1-Far from satisfied	2- Not satisfied	3-Satisfied	4- Happy,	5- Very happy
1	4	4	0	1
10%	40%	40%	0%	10%

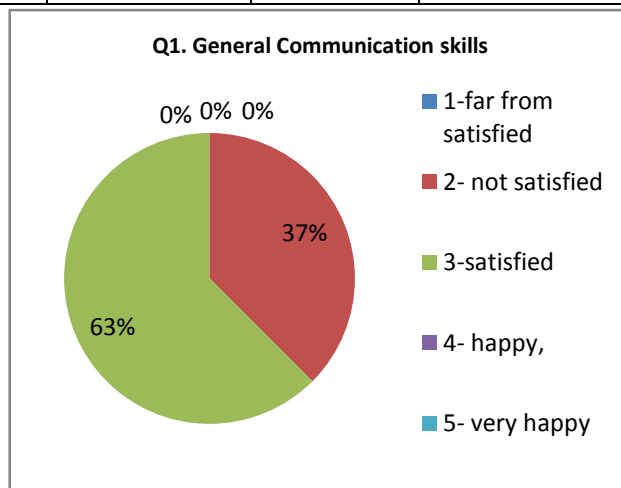


Q16 -Obligation to work beyond schedule if required				
1-Far from satisfied	2- Not satisfied	3-Satisfied	4- Happy,	5- Very happy
0	3	4	2	1
0%	30%	40%	20%	10%

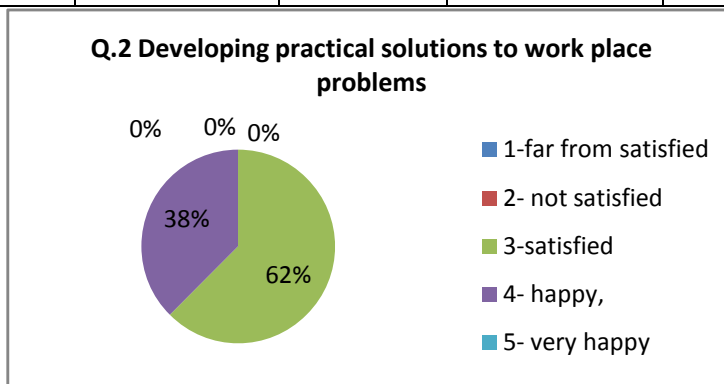


Sariya College, Suriya
Internal Quality Assurance Cell (IQAC)
Employer Feedback Report
Non- Teaching
2019-20

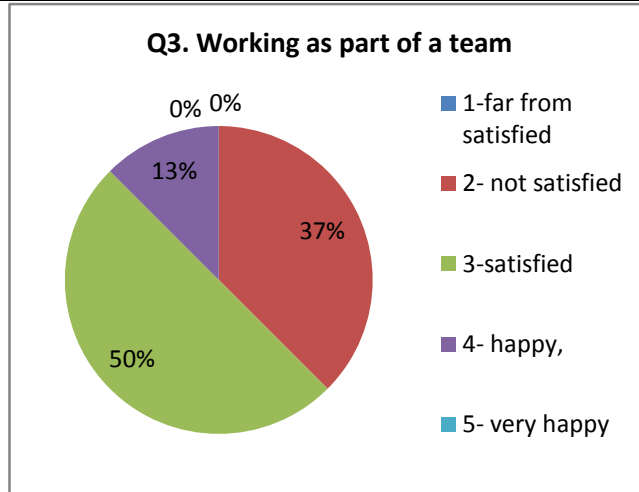
Q1.- General Communication skills				
1-Far from satisfied	2- Not satisfied	3-Satisfied	4- Happy,	5- Very happy
0	3	5	0	0
0%	37%	63%	0%	0%



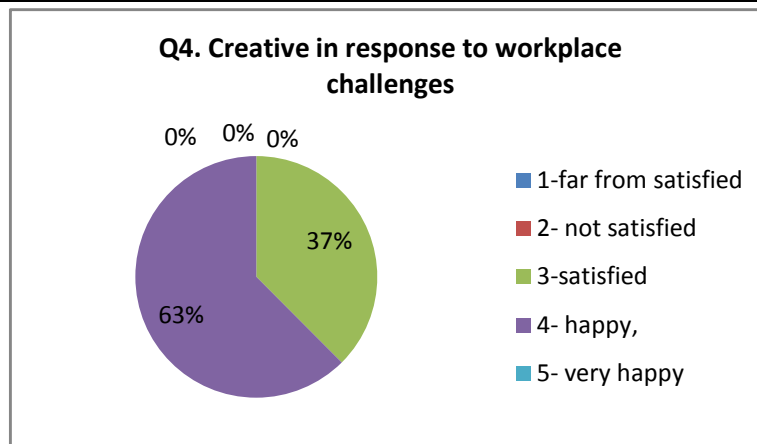
Q.2 -Developing practical solutions to work place problems				
1-Far from satisfied	2- Not satisfied	3-Satisfied	4- Happy,	5- Very happy
0	0	5	3	0
0%	0%	62%	38%	0%



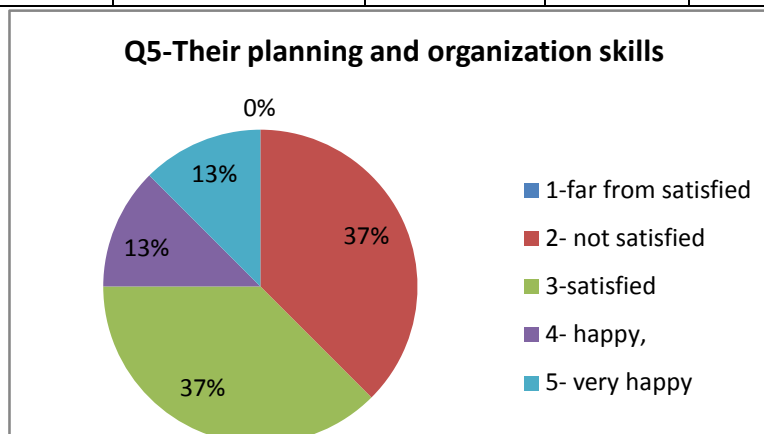
Q3-Working as part of a team				
1-Far from satisfied	2- Not satisfied	3-Satisfied	4- Happy,	5- Very happy
0	3	4	1	0
0%	37%	50%	13%	0%



Q4.-Creative in response to workplace challenges				
1-Far from satisfied	2- Not satisfied	3-Satisfied	4- Happy,	5- Very happy
0	0	3	5	0
0%	0%	37%	63%	0%

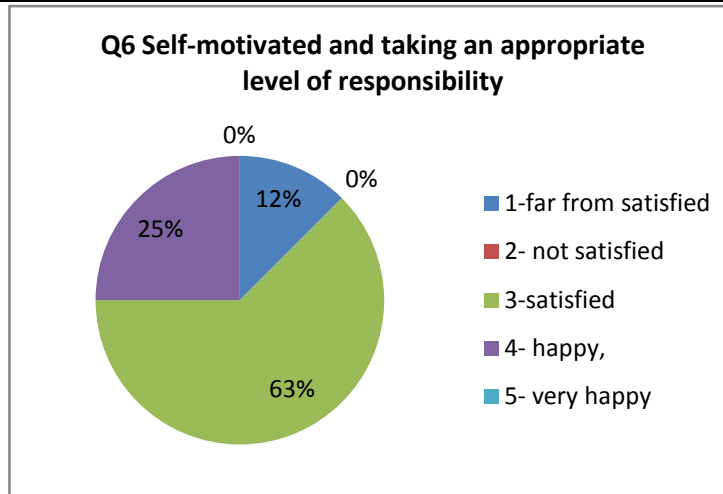


Q5-Their planning and organization skills				
1-Far from satisfied	2- Not satisfied	3-Satisfied	4- Happy,	5- Very happy
0	3	3	1	1
0%	37%	37%	13%	13%



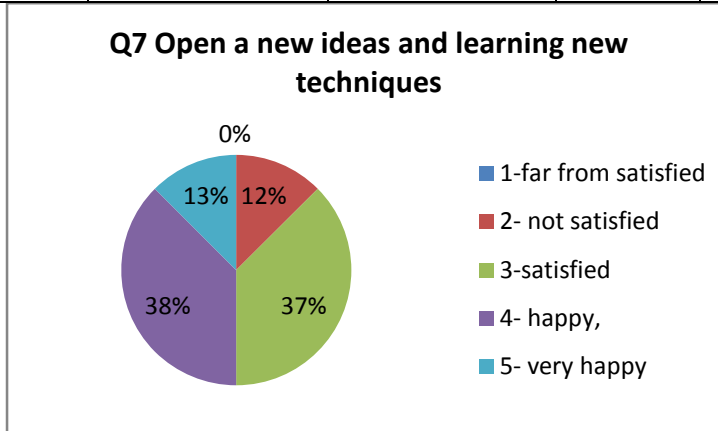
Q6 -Self-motivated and taking an appropriate level of responsibility

1-Far from satisfied	2- Not satisfied	3-Satisfied	4- Happy,	5- Very happy
1	0	5	2	0
12%	0%	63%	25%	0%



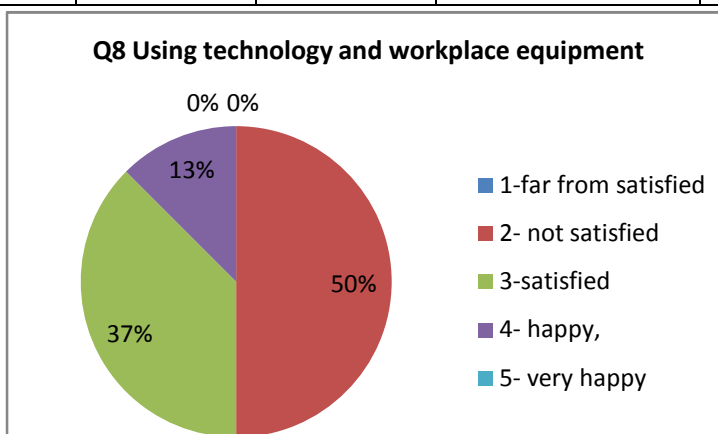
Q7-Open a new ideas and learning new techniques

1-Far from satisfied	2- Not satisfied	3-Satisfied	4- Happy,	5- Very happy
0	1	3	3	1
0%	12%	37%	37%	13%

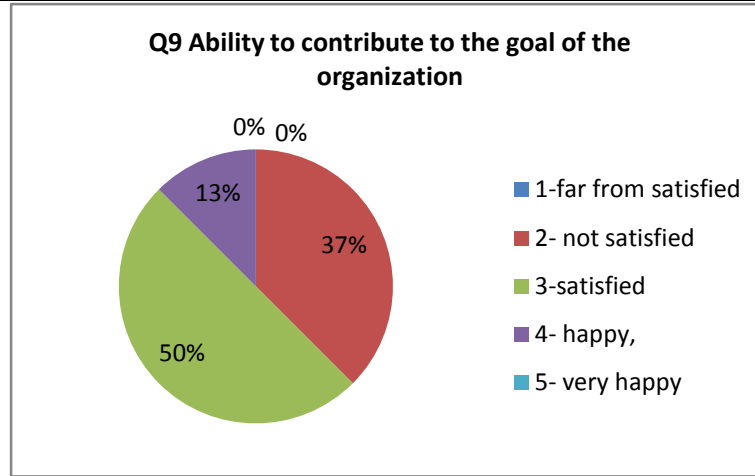


Q8-Using technology and workplace equipment

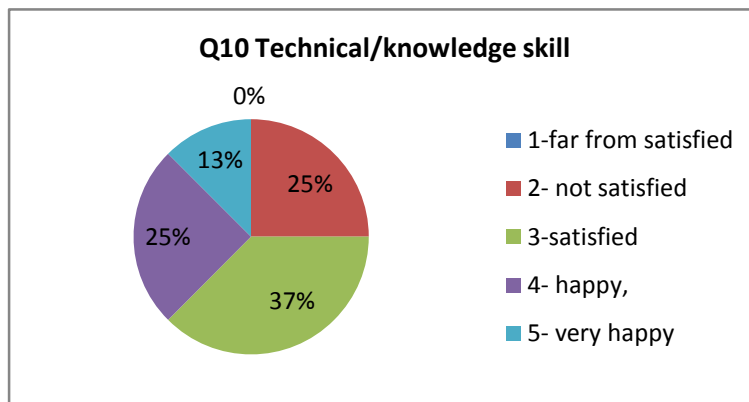
1-Far from satisfied	2- Not satisfied	3-Satisfied	4- Happy,	5- Very happy
0	4	3	1	0
0%	50%	37%	13%	0%



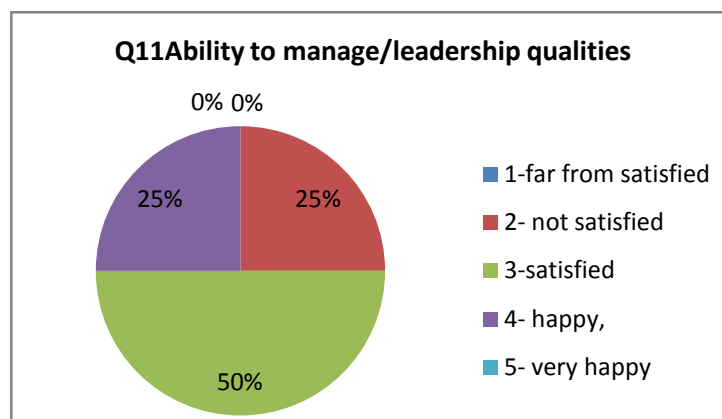
Q9-Ability to contribute to the goal of the organization				
1-Far from satisfied	2- Not satisfied	3-Satisfied	4- Happy,	5- Very happy
0	3	4	1	0
0%	37%	50%	13%	0%



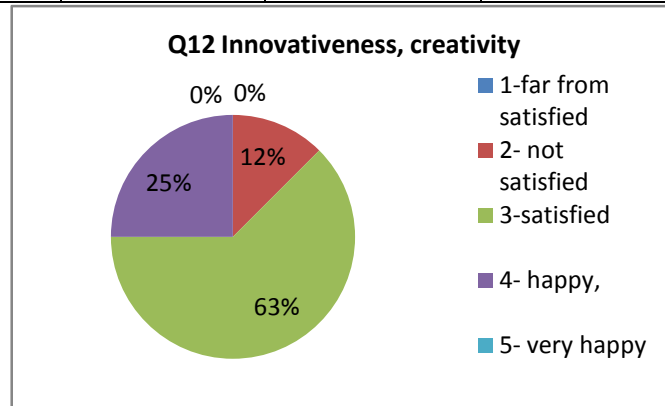
Q10-Technical knowledge skill				
1-Far from satisfied	2- Not satisfied	3-Satisfied	4- Happy,	5- Very happy
0	2	3	2	1
0%	25%	37%	25%	13%



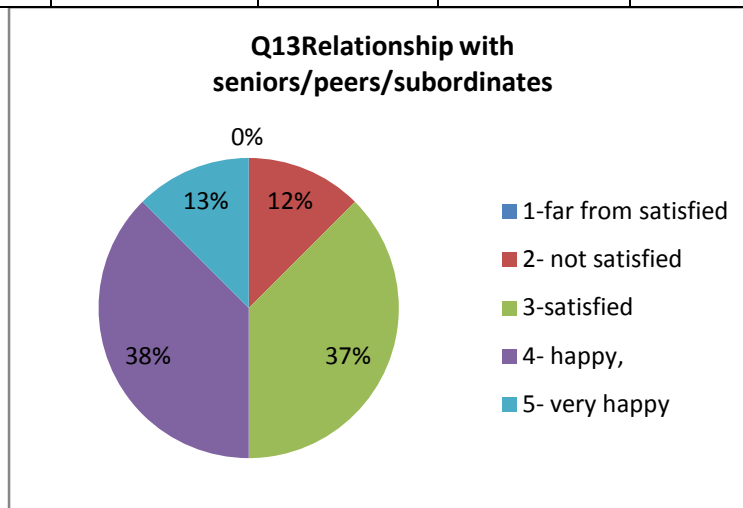
Q11-Ability to manage/leadership qualities				
1-Far from satisfied	2- Not satisfied	3-Satisfied	4- Happy,	5- Very happy
0	2	4	2	0
0%	25%	50%	25%	0%



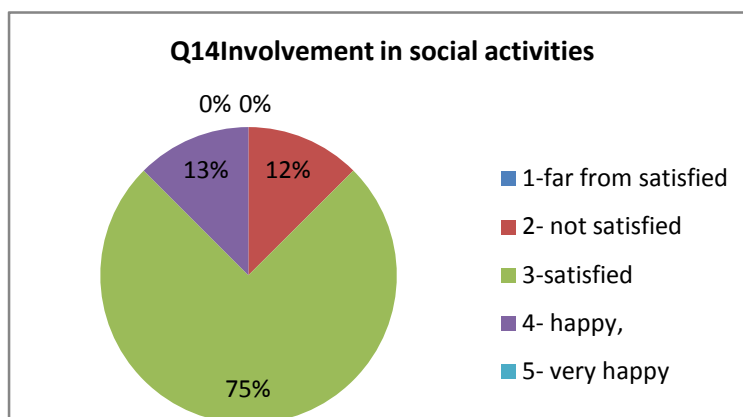
Q12- Innovativeness, creativity				
1-Far from satisfied	2- Not satisfied	3-Satisfied	4- Happy,	5- Very happy
0	1	5	2	0
0%	12%	63%	25%	0%



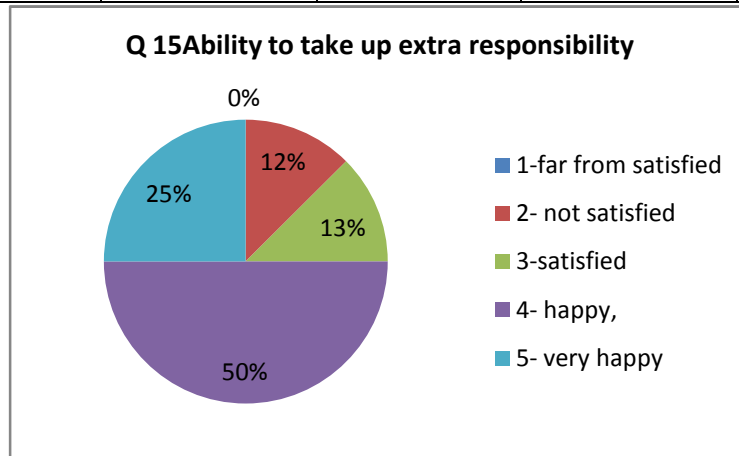
Q13-Relationship with seniors/peers/subordinates				
1-Far from satisfied	2- Not satisfied	3-Satisfied	4- Happy,	5- Very happy
0	1	3	3	1
0%	12%	37%	38%	13%



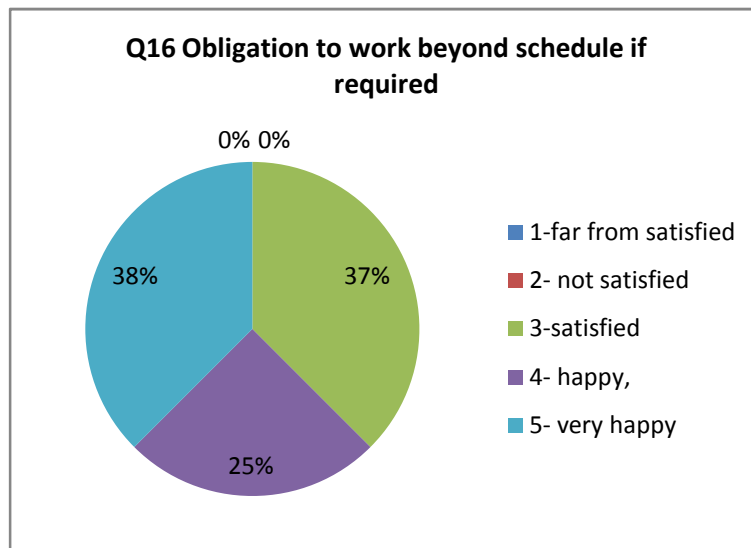
Q14-Involvement in social activities				
1-Far from satisfied	2- Not satisfied	3-Satisfied	4- Happy,	5- Very happy
0	1	6	1	0
0%	12%	75%	13%	0%



Q 15-Ability to take up extra responsibility				
1-Far from satisfied	2- Not satisfied	3-Satisfied	4- Happy,	5- Very happy
0	1	1	4	2
0%	12%	13%	50%	25%



Q16- Obligation to work beyond schedule if required				
1-Far from satisfied	2- Not satisfied	3-Satisfied	4- Happy,	5- Very happy
0	0	3	2	3
0%	0%	37%	25%	38%



Employer Feedback Report

On question no. 01 (General Communication skill) : 0% employers respond as far from satisfied, 40% as not satisfied, as satisfied, 50% as satisfied, 10% as happy and 0% very happy.

On question no. 02 (Developing practical solution to work place problems): 0% employer respond as far from satisfied, 20%, as not satisfied, 40% as satisfied, 40%as happy and 0% as very happy

On question no.03 (Working as part of a team): 0% of employers respond as far from satisfied, 40% as not satisfied, 60% as satisfied, 0% as happy and 0% as very happy.

On question no. 04 (Creative in response to workplace challenges): 0% employer answer, 30% as satisfied, 50% as happy and 20% as very happy.

On question no. 05. (their planning and organizational skills), 10% is the response towards far from satisfied, 20% as not satisfied, 50% as satisfied, 20% as happy and 0% as very happy.

On question no. 06. (Self motivated and taking an appropriate level of responsibility): 0% of ex-students respond as far from satisfied, 30%, as not satisfied 50%, as satisfied, 20%, as happy and 0% as happy.

On question no. 7 (Open a new ideas and learning new techniques) :0% Ex-Students respond as far from satisfied, 50% respond as not satisfied, 40%, satisfied, 0% as happy and 10% as very happy.

On question no. 8 (Using technology and workplace equipment): 10% ex-students respond as far from satisfied, 30% as not satisfied, 40% as Satisfied, 10% as happy and 10% as very happy.

On question no. 9 (Ability to contribute to the goal of organization):10% alumni association members respond as far from Satisfied, 30% as not Satisfied, 40% as satisfied, 20% as happy and 0% as very happy.

On question no. 10 (Technical/ Knowledge skill): 10% ex-students respond as far from satisfied, 40% as not satisfied, 40% as satisfied, 0% as happy and 10% as very happy

On question no. 11 (Ability to manage or leadership qualities): 0% ex-students respond as far from satisfied, 20% as not satisfied, 30% as satisfied, 40% as happy, 10% as very happy.

On question no. 12 (Innovativeness and creativity): 10% students respond as far from satisfied, 10% as not satisfied, 30% as satisfied, 50% as happy and 0% as very happy.

On question no. 13 (Relationship with seniors/ Peers / Subordinates): 0% responds as far from satisfied, 0% as not satisfied, 70% as satisfied, 30% as happy, 0% as very happy.

On question no. 14 (Involvement in social activities): 0% responds as far from satisfied, 30% respond as not satisfied, 50% respond as satisfied, 20% respond happy and 0% responds as very happy.

On question no. 15 (Ability to take up reasonability): 10% employees respond as far from satisfied, 40% as not satisfied, 40% as satisfied, 0% as happy and 10% as very happy.

On question no. 16 (Obligation to work beyond schedule): 0% employees respond as far from satisfied, 30% as not satisfied, 40% as satisfied, 20% as happy, 10% as very happy.